



# MITSUBOSHI



Technology



Nature



Society

## Industrial Power Transmission Products






# Safety Precautions




Please read all the warnings!


- Please take all necessary precautions when using our products. Also, please review relevant product catalog and design documents, etc.



Significances of safety precautions are categorized as follows:



Signs	Meanings
 <b>Danger</b>	Imminently causing death or severe injury to the user who misuses products.
 <b>Warning</b>	Possibly causing death or severe injury to the user who misuses products.
 <b>Caution</b>	Possibly causing personal injury or property damage if misused.


## Power Transmission Products

Use	
 <b>Danger</b>	<ul style="list-style-type: none"> <li>• If you expect that a belt will fail, and stop the system, provide safety device to avoid injury.</li> <li>• Do not use a belt as a lifting or towing tool.</li> </ul>
 <b>Warning</b>	<ul style="list-style-type: none"> <li>• If you expect that static electricity will come from the power transmission belt system, thus causing fire or malfunction of the controller, use an antistatic belt and set a neutralization apparatus in the system.</li> </ul>
 <b>Caution</b>	<ul style="list-style-type: none"> <li>• Do not use a belt as an insulator. Contact manufacturer for information on installation properties, which vary in belt type.</li> <li>• For a belt that touches food directly, use one that complies with the applicable food hygiene law of your country.</li> <li>• Do not modify a belt, its quality and performance could deteriorate.</li> </ul>

Function & Performance	
 <b>Caution</b>	<ul style="list-style-type: none"> <li>• Do not use a belt beyond its capacity of for an application other than that specified by the catalog, design documents, etc. This can cause premature failure of the belt.</li> <li>• If water, oil, chemical, paint, dust, etc. sticks to a belt or pulley, its power transmission could deteriorate and the belt may fail.</li> <li>• A clogged belt makes louder noises during high-speed rotation. If this occurs, use a soundproof cover.</li> </ul>

Storage & Transportation	
 <b>Warning</b>	<ul style="list-style-type: none"> <li>• To store a heavy belt, use a suitable jig or stopper to prevent accidents such as belt toppling or tumbling.</li> </ul>
 <b>Caution</b>	<ul style="list-style-type: none"> <li>• Use suitable equipment to carry/handle a heavy belt or pulley. Otherwise, back injury may result.</li> <li>• Do not put weight on or bend a belt forcibly to carry or store it. Otherwise, it will produce defects or scratches to the belt, resulting in damage.</li> <li>• Store the belt in low humidity and a temperature range of 14°F to 104°F. Do not expose belts to direct sunlight.</li> </ul>

Mounting & Operation	
 <b>Danger</b>	<ul style="list-style-type: none"> <li>• Install a safety cover over rotating components including belt/pulley. Otherwise, hair, gloves and clothing can become entangled in the belt/pulley. If a belt/pulley breaks, fragments may cause injuries.</li> <li>• Take the following precautions to maintain, inspect, and replace a belt.               <ol style="list-style-type: none"> <li>1) Turn off the power and wait until the belt and pulley have stopped completely.</li> <li>2) Secure machinery so that it may not move during belt removal.</li> <li>3) Use caution: Do not unintentionally turn on power.</li> </ol> </li> </ul>
 <b>Caution</b>	<ul style="list-style-type: none"> <li>• Use the same type of belt or pulleys per OEM specification. Use of a different type may cause premature failure.</li> <li>• Misalignment of the pulleys can damage the belt and result in flange failure. Make proper adjustments to system.</li> <li>• Loosen the belt tension when changing belts. Do not force or stretch a belt over the flange. Do not use a screw driver or other sharp objects into when replacing the belt as this will result in damage.</li> <li>• Apply the appropriate belt tension as specified by the relevant catalog and design documents, etc. Inappropriate tension could result in damage of the belt and shaft.</li> <li>• Take the following precautions to modify the pulley in use:               <ol style="list-style-type: none"> <li>1) Remove burrs and maintain proper pulley angle;</li> <li>2) Secure accurate dimensions after modification;</li> <li>3) Maintain the pulley strength after modifications.</li> </ol> </li> <li>• Before assembling the flange with the pulley, check for foreign materials between the pulley and flange. Fasten the flange with a appropriate tool. Inappropriate installation could result in the flange coming off.</li> </ul>

Handling of Used items	
 <b>Caution</b>	<ul style="list-style-type: none"> <li>• Do not burn belt; hazardous gas could be produced.</li> </ul>

## Signs

## Meanings



**Danger**

Imminently causing death or severe injury to the user who misuses products.



**Warning**

Possibly causing death or severe injury to the user who misuses products.



**Caution**

Possibly causing personal injury or property damage if misused.

## Plastic Conveyor Belts

### Use



**Warning**

- Do not use the belt as a lifting or towing device.
- To convey unpackaged food, use a belt that complies with the applicable food hygiene laws of your country.

### Storage & Transportation



**Warning**

- To store a large plastic conveyor belt, use a suitable jig or stopper to prevent accidents due to belt toppling or tumbling.



**Caution**

- Use suitable equipment to carry and handle large plastic conveyor belts. Otherwise, back injury may result.

### Mounting & Operation



**Danger**

- Before fitting and inspecting the plastic conveyor belt, be sure to turn off the power of the conveyor and related systems and check to make sure that conveyor has stopped, to prevent accidents.
- Fix a safety guard to avoid close contact with conveyor belt in use. Otherwise, you may become entangled in the conveyor system.

### Installation Works



**Warning**

- Solvents and adhesives used for endless type belts is flammable. Open flames are allowed during operation.

## Couplings

### Use



**Danger**

- Provide an additional safety device that will stop power to avoid fatal accident should coupling break or come free!

### Function & Performance



**Caution**

- Do not use product for applications other than specified in the catalog, design documents, etc. Otherwise, the product could fail prematurely.

### Storage & Transportation



**Warning**

- Use an appropriate jig or stopper to prevent a large coupling from toppling and tumbling. Do not store coupling at a height where it could cause injury if it falls.



**Caution**

- Use suitable equipment when carrying or handling a large coupling, depending on its weight. Otherwise, back injury may result.

### Mounting & Operation



**Danger**

- Be sure to put a safety cover over the the rotating components including the coupling. Otherwise, hair, gloves, or clothing may become entangled. Also, injury may occur if parts fly off.
- Secure coupling. Otherwise, the coupling and its parts may come off.
- Take the following precautions to maintain, inspect or replace coupling.
  - 1) Turn off the power and wait until the machine stops completely.
  - 2) Fix machinery so that it may not move during removal of the coupling.
  - 3) Take care not to unintentionally turn on the switch.
- Before you operate the machine, check to make sure unused bolts or tools are removed after installation of the coupling. If operation starts with unused items being left behind, they could be flung off, causing injuries.



**Caution**

- Replace with the same type of couplings. Use of a different type of coupling will result in premature failure.
- Adjust coupling property. Otherwise, deflection or declination will damage or displace the coupling.

### Handling of Used items



**Danger**

- Do not burn the coupling. Otherwise, hazardous gas could be produced.

TOUGH  
FLEXIBLE



 MITSUBOSHI®

# Giga Torque GX



Design

Reduced Maintenance

Flexible

# GigaTorque GX

Superior Durability

Quieter

Light & Compact

Power

## GigaTorque GX

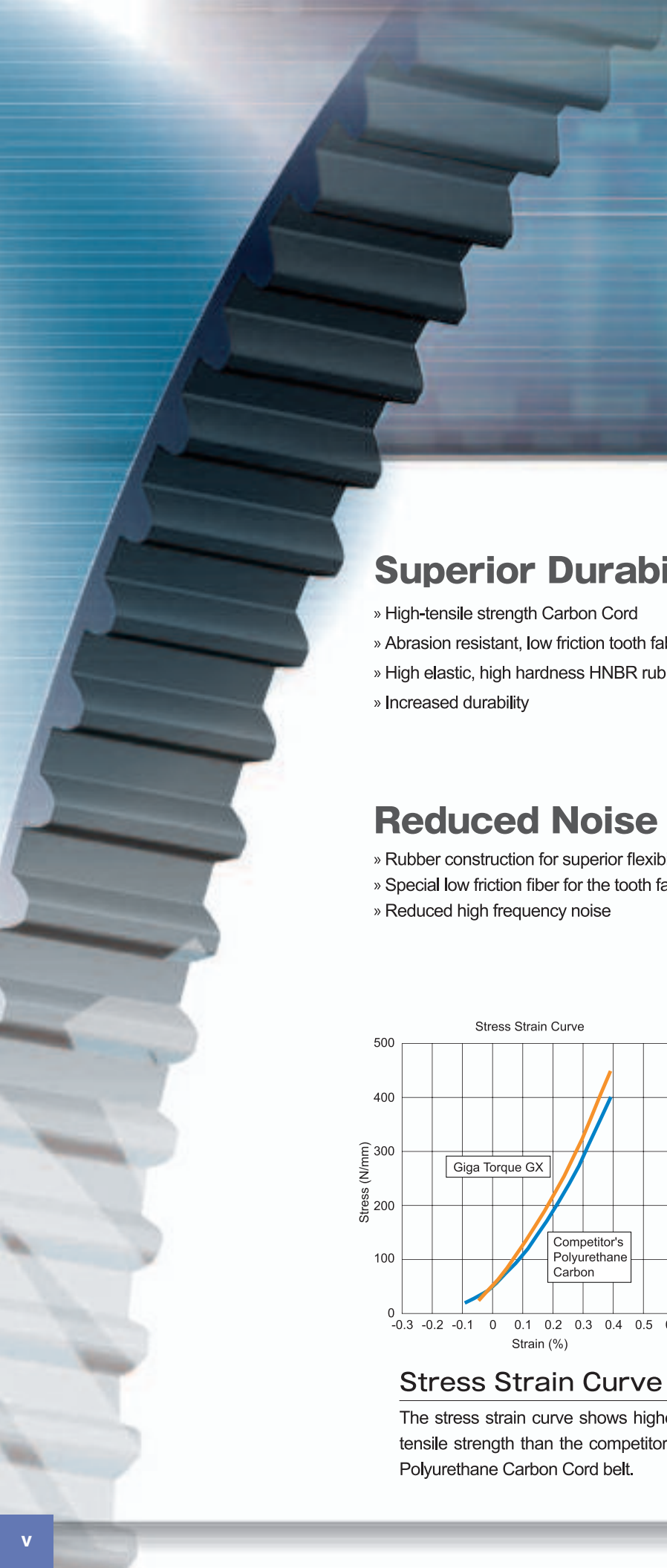
Mega Torque G2

Mega Torque G

Super Torque

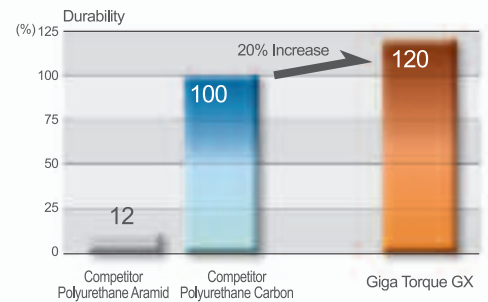
Competitor's  
Polyurethane  
Carbon Cord Belt

LifeTime



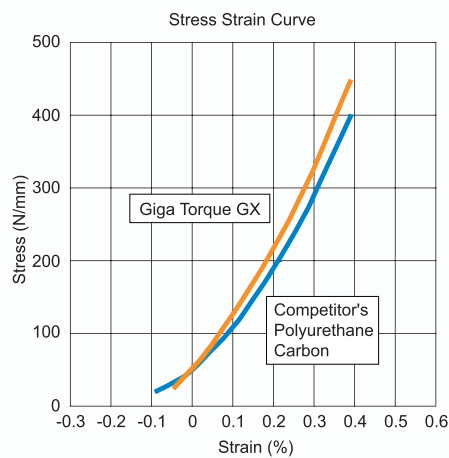
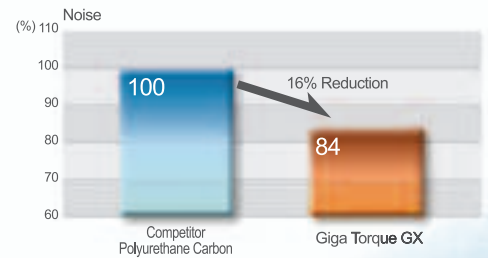
## Superior Durability

- » High-tensile strength Carbon Cord
- » Abrasion resistant, low friction tooth fabric
- » High elastic, high hardness HNBR rubber
- » Increased durability



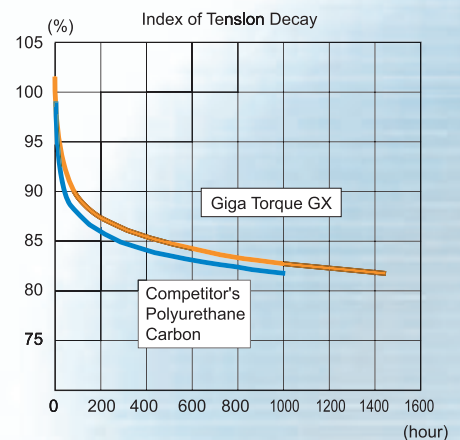
## Reduced Noise

- » Rubber construction for superior flexibility
- » Special low friction fiber for the tooth fabric
- » Reduced high frequency noise



## Stress Strain Curve

The stress strain curve shows higher tensile strength than the competitor's Polyurethane Carbon Cord belt.



## Tension Decay

The Giga Torque GX shows less tension decay than the competitor's Polyurethane Carbon Cord belt.

## HNBR Rubber

Has greater oil and heat resistance (maximum of 250°F)

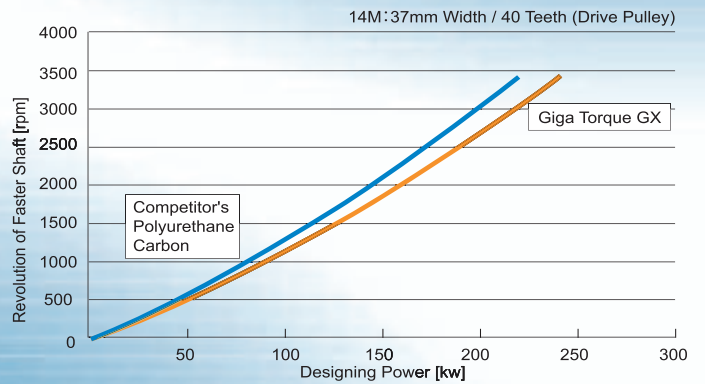
## Drop in Replacement

» Designed to run in competitor's belt sprockets




## Power Rating

Giga Torque GX Power Rating is 10% higher than the competitor's Polyurethane Carbon Cord belt



## Construction Material



Rubber	High Hardness Compound Rubber (HNBR)
Cord	High Modulus Carbon Fiber
Tooth Fabric	Nylon and Special Low Friction Fiber

**Tooth Fabric**

# Line up

## G14M (14mm pitch)

Product Code

**370** **G14M** **2100** **GX**

Nominal  
Width  
(mm×10)

Belt Type

Nominal  
Length  
(mm)

GX Spec.

### G14M Standard Belt Width

Belt Width (mm)	20	37	68	90	125
-----------------	----	----	----	----	-----

Product Code	No. of Teeth	Product Code	No. of Teeth
G14M 994	71	G14M 2450	175
G14M 1120	80	G14M 2520	180
G14M 1190	85	G14M 2590	185
G14M 1260	90	G14M 2660	190
G14M 1400	100	G14M 2600	200
G14M 1568	112	G14M 3138	224
G14M 1610	115	G14M 3304	236
G14M 1750	125	G14M 3360	240
G14M 1890	135	G14M 3500	250
G14M 1960	140	G14M 3650	275
G14M 2100	150	G14M 3820	280
G14M 2240	160	G14M 4328	309
G14M 2310	165	G14M 4410	315
G14M 2380	170		

## G8M (8mm pitch)

Product Code

**360** **G8M** **2400** **GX**

Nominal  
Width  
(mm×10)

Belt Type

Nominal  
Length  
(mm)

GX Spec.

### G8M Standard Belt Width


Belt Width (mm)	12	21	36	62
-----------------	----	----	----	----

Product Code	No. of Teeth	Product Code	No. of Teeth
G8M 640	80	G8M 2000	250
G8M 720	90	G8M 2200	275
G8M 800	100	G8M 2240	280
G8M 896	112	G8M 2400	300
G8M 960	120	G8M 2520	315
G8M 1000	125	G8M 2600	325
G8M 1040	130	G8M 2600	350
G8M 1120	140	G8M 2840	355
G8M 1200	150	G8M 3048	381
G8M 1224	153	G8M 3200	400
G8M 1280	160	G8M 3280	410
G8M 1440	180	G8M 3600	450
G8M 1600	200	G8M 4000	500
G8M 1760	220	G8M 4400	550
G8M 1792	224	G8M 4480	560





# MITSUBOSHI

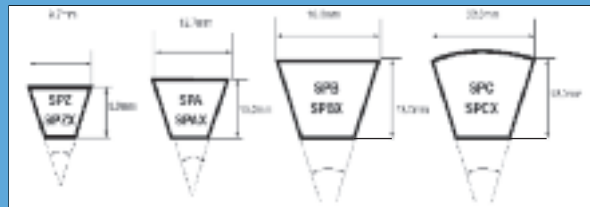


Now in Stock

## Metric V-Belts

Features: Mitsubishi premium quality Metric V-Belts for DIN 7753/ISO4184.

Available types: SPZ, SPA, SPB, SPC, SPZX, SPAX, SPBX, SPCX



<b>SPZ</b>	SPZ-1162	<b>SPA</b>	SPA-1657	SPA-2800	SPB-2300	SPB-4820	SPZX-1120
SPZ-512	SPZ-1180	SPA-800	SPA-1700	SPA-2832	SPB-2360	SPB-5000	SPZX-1137
SPZ-562	SPZ-1202	SPA-850	SPA-1707	SPA-3000	SPB-2410	SPB-5300	SPZX-1337
SPZ-587	SPZ-1212	SPA-857	SPA-1732	SPA-3182	SPB-2430	SPB-8000	SPZX-1400
SPZ-630	SPZ-1237	SPA-950	SPA-1782	SPA-3282	SPB-2500	<b>SPC</b>	SPAX-1180
SPZ-637	SPZ-1250	SPA-957	SPA-1800	SPA-3350	SPB-2650	SPC-2120	SPAX-1250
SPZ-662	SPZ-1270	SPA-1000	SPA-1832	SPA-3550	SPB-2680	SPC-2500	SPAX-1400
SPZ-670	SPZ-1287	SPA-1060	SPA-1900	SPA-3750	SPB-2720	SPC-2650	SPAX-1900
SPZ-687	SPZ-1300	SPA-1082	SPA-1932	SPA-5000	SPB-2750	SPC-2800	SPAX-2360
SPZ-710	SPZ-1312	SPA-1107	SPA-1957	<b>SPB</b>	SPB-2800	SPC-3350	SPAX-2500
SPZ-737	SPZ-1340	SPA-1120	SPA-2000	SPB-1250	SPB-2990	SPC-3550	SPAX-3550
SPZ-787	SPZ-1400	SPA-1207	SPA-2032	SPB-1400	SPB-3070	SPC-4000	SPBX-1250
SPZ-800	SPZ-1420	SPA-1232	SPA-2057	SPB-1500	SPB-3150	SPC-4250	SPBX-1400
SPZ-812	SPZ-1437	SPA-1250	SPA-2082	SPB-1600	SPB-3250	SPC-4500	SPBX-1700
SPZ-825	SPZ-1500	SPA-1332	SPA-2120	SPB-1700	SPB-3350	SPC-4750	SPBX-2000
SPZ-850	SPZ-1512	SPA-1357	SPA-2182	SPB-1750	SPB-3450	SPC-5000	SPBX-2240
SPZ-875	SPZ-1537	SPA-1382	SPA-2207	SPB-1800	SPB-3550	SPC-5600	SPBX-2500
SPZ-900	SPZ-1600	SPA-1400	SPA-2240	SPB-1850	SPB-3650	SPC-6700	SPBX-2650
SPZ-950	SPZ-1637	SPA-1432	SPA-2282	SPB-1900	SPB-3750	<b>Cogged</b>	SPCX-3550
SPZ-1000	SPZ-1800	SPA-1457	SPA-2300	SPB-1950	SPB-3870	SPZX-662	SPCX-4750
SPZ-1024	SPZ-1900	SPA-1482	SPA-2432	SPB-2000	SPB-4000	SPZX-772	
SPZ-1047	SPZ-2000	SPA-1507	SPA-2482	SPB-2120	SPB-4060	SPZX-812	
SPZ-1060	SPZ-2120	SPA-1532	SPA-2500	SPB-2180	SPB-4120	SPZX-950	
SPZ-1080	SPZ-2160	SPA-1582	SPA-2650	SPB-2240	SPB-4370	SPZX-962	
SPZ-1087	SPZ-2287	SPA-1600	SPA-2682	SPB-2264	SPB-4500	SPZX-1012	
SPZ-1112	SPZ-2540	SPA-1632	SPA-2732	SPB-2280	SPB-4750	SPZX-1112	

Metric V-Belts are available in many belt widths and lengths.

Please, consult your Mitsuboshi sales representative for all available sizes.

### Nomenclature:



**Safety Precautions** ..... P. i - ii

**Gigatorque GX** ..... P. iii - vii

**Metric V-Belt** ..... P. viii

**Power Transmission Belts and Related Products**

**I. Synchronous Power Transmission** ..... P. 1 - 28

**II. Frictional Forced**  
        **Power Transmission Belts** ..... P. 29 - 54

**III. Direct Power**  
        **Connected Transmission** ..... P. 55 - 57

**IV. Troubleshooting for**  
        **Power Transmission Products** ..... P. 58 - 59

**Memo** ..... P. 60

**Global Factories & Sales Offices** ..... P. 61



# Power Transmission Belts and Related Products

Application Examples .....	P. 2 & 3
Lineup of Belts and Related Products .....	P. 4 & 5
Industrial Power Transmission Products Selection Chart .....	P. 6 & 7
Dimensions .....	P. 8

## I Synchronous Power Transmission

### Round Tooth Timing Belt

Belt Type, Dimensions & Product Code .....	P. 10
Super Torque® Timing Belt G .....	P. 11 & 12
Super Torque® Timing Belt G .....	P. 13
Super Torque® Timing Pulley .....	P. 14
Mega Torque® Timing Belt G & U .....	P. 15 & 16
H Series .....	P. 17

### Trapezoidal Tooth Timing Belt

Belt Type, Dimensions & Product Code .....	P. 18
Timing Belt G .....	P. 19 - 21
Timing Belt U .....	P. 22 & 23
Timing Pulley .....	P. 24 & 25
green eco® Series .....	P. 26
Other type of Timing Belts	
LONG-SPAN Timing Belt .....	P. 27
FREESPAN® Belt .....	P. 28

## II Frictional Forced Power Transmission

Conventional V-Belt .....	P. 30
Triplex® .....	P. 31 & 32
Conventional Banded .....	P. 33 & 34
Triplex® Rawedge Cogged Banded .....	P. 35
Maxstar Wedge Supreme® V-Belt .....	P. 36
Maxstar Wedge® Narrow Banded .....	P. 37 & 38
Multi Super Wedge II .....	P. 39 & 40
Maxstar Wedge Supreme® Narrow Cogged Banded .....	P. 41
FHP V-Belt .....	P. 42
MBL Super KB® Premium FHP Belt .....	P. 43
Narrow V-Belt for DIN 7753/ISO4184 .....	P. 44

Double Angle Belt .....	P. 45
Ribstar® Belt G (Rubber V-Ribbed Belt) .....	P. 46
Super VS® Belt (Variable Speed Belt) .....	P. 47
FLEXSTAR® Belt .....	P. 48
SUPER FLEXSTAR® Belt .....	P. 49
POLYMAX Belt .....	P. 50
MB Belt® (Polyurethane V-Belt) .....	P. 51
STARROPE®, SUPER STARROPE®	
PRENE V-ROPE, PRENE HEXAGONAL-ROPE .....	P. 52
FLAT Belt .....	P. 53
FLEXSTAR® Belt J .....	P. 54

## III Direct Power Connected Transmission


Chemi-Chan® (High Performance Miniature Coupling) .....	P. 56
---	-------

HYPERFLEX® Coupling (MT-MH) .....	P. 57
-----------------------------------	-------


## IV Troubleshooting for Power Transmission Products .....

P. 58 - 59


# Synchronous Power Transmission & Direct Connected Power Transmission



Polisher (Super Torque Timing Belt)




Large Knitting Machine (Super Torque Timing Belt)



Copier (Rubber Timing Belt)


## Application Example



Heavy Duty Polisher (Maxstar Wedge V-Belt)




Combine (V-Belt for Agricultural Machines)




Food Processor (Ribstar Belt)


# Frictional Forced Power Transmission




Marine Engine (TSCHAN® Coupling S)



Plastic Card Vender (Polyurethane Timing Belt)




Packaging Machine (Polyurethane Double Timing Belt)




Actuator (Chemi-Chan®)



Dryer (V-Belt)






















NC Lathe (Ribs Belt)





















NC Lathe (Multi-POLYMAX Belt)

\* To show the application examples clearly, safety covers are removed in the pictures on this page.  
Always put on the safety covers when in use.

Product Name & Application	
Timing Belt	<p>Super Torque® Timing Belt (General use: Rubber)</p>  <p>Page 11</p>
	<p>Mega Torque® Timing Belt G&amp;U (Heavy-duty use)</p>  <p>Page 15</p>
	<p>Timing Belt G (General use: Rubber)</p>  <p>Page 19</p>
	<p>Timing Belt U (General use: Polyurethane)</p>  <p>Page 22</p>
	<p>green eco® Series</p>  <p>Page 26</p>
	<p>LONG-SPAN Timing Belt (Endless &amp; Open End)</p>  <p>Page 27</p>
Timing Pulley	<p>Timing Pulley</p>  <p>Page 24</p>
	<p>Chemi-Chan® (High Performance Miniature Coupling)</p>  <p>Page 56</p>
Coupling	<p>HYPERFLEX® Coupling (MT-MH)</p>  <p>Page 57</p>

Product Name & Application	
Wrapped Belt	<p>Conventional V Belt (General use: Rubber)</p>  <p>Page 30</p>
	<p>Conventional Banded</p>  <p>Page 33</p>
	<p>FHP V-Belt</p>  <p>Page 42</p>
	<p>MBL Super KB® Premium FHP Belt</p>  <p>Page 43</p>
	<p>Maxstar Wedge Supreme® V-Belt</p>  <p>Page 36</p>
	<p>Maxstar Wedge® Narrow Banded</p>  <p>Page 37</p>
	<p>Multi Super Wedge II</p> 
	<p>Perforated V-Rope</p> 
	<p>V-Belt with Lugs (Agricultural use)</p> 
	<p>Double Angle Belt</p>  <p>Page 45</p>

Product Name & Application	
Raw Edge Belt	Triplex® Rawedge Cogged V-Belt  Page 31
	SUPER GOLD 1000 Raw Edge Cogged V-Belt (Agricultural use) 
	Raw Edge MULTI-PLY V-Belt (Automotive use) 
	Raw Edge Cogged V-Belt (Automotive use) 
	Super VS® Belt (Variable Speed Belt)  Page 47
	e-POWER® Belt (Cogged type) 
Bushing	MB BUSHING 
	SLEEVE ROLL 
Polyurethane Molded	

Product Name & Application	
Ribbed Belt	Ribstar® Belt G (Rubber)  Page 46
	POLYMAX Belt (Wide-angle Polyurethane V-Belt)  Page 50
Polyurethane Belt	MB Belt (For Sewing Machine)  Page 51
	STARROPE® & SUPER STARROPE® (Polyurethane Round Rope)  Page 52
	PRENE V-ROPE & HEXAGONAL-ROPE (Polyurethane Rope)  Page 52
	FLEXSTAR®  Page 48
Flat Belt	SUPER FLEXSTAR® (Heavy-duty use)  Page 49
	FLEXSTAR® Belt J (For Conveyor)  Page 54
	Flat Belt (For Lifter) 
	Flat Belt (General use)  Page 53

# Industrial Power Transmission Product Selection Chart

How much slip can you allow?

How do you want to use it?

What features do you need?

Slip Tolerance	Drive Classification	Applications	Type of Belt/Pulley		Features	Mitsuboshi Products Lineup for Power Transmission Belts		
			Material	Tooth Shape or Form		Product Name	Type	
No slip allowed	Synchronous Power Transmission Timing Belt	Office & Home appliances	Rubber	Round tooth	High power transmission, heat resistance, water resistance, flex fatigue resistance	SUPER TORQUE GN	S2M • S3M • S5M	
		General use (for motor drive)			SUPER TORQUE G	S8M • S14M		
		Automotive use (for engine drive)			SUPER TORQUE GA	S8M • FS9.525M • MY • MR • S5M • XY • XR		
		General use			Multi-pulley, double-sided drive	SUPER TORQUE G Double Timing	DS3M • DS5M • DS8M • DS14M	
		Printer			Long-span drive	SUPER TORQUE G Open-End	S2M • S3M • S5M • S8M • S14M	
		General use			Synchronous transportation	SUPER TORQUE G Endless	S8M • S14M	
		Automotive use (for engine only)			Accurate positioning	STARMAX® G	ST1.5 • ST5.5 • ST6.4 • ST8.0 • ST8.3 • ST2.0 • ST111	
		General use			Ozone resistance	green eco® Series	S2M • S3M • ST1.0 • ST1.5 • ST2.0 • ST5.5 • ST8.0 • ST8.3 • ST111	
		Printer			Low-speed, high-torque use	MEGA TORQUE G	MTS5M • MTS8M • MTS14M	
		General use			Synchronous Power transmission	TIMING BELT G	MXL • XXL • XL • L • H • XH • XXH	
		Trapezoidal tooth	Heat resistance	TIMING BELT GA	ZA • ZAS • ZB • ZBS			
			Multi-pulley, double-sided drive	TIMING BELT G Double Timing	DMXL • DXL • DL • DH			
			Long-span drive	TIMING BELT G Open-end	MXL • XL • L • H			
			Synchronous transportation	TIMING BELT G Endless	L • H • XH • XXH			
			Ozone resistance	green eco® Series	MXL • XL			
			Accurate positioning	STARMAX® G	T80 • T83 • T111			
			Office & Home appliances	Clean drive	SUPER TORQUE U	S2M • S3M		
			General use	Long-span drive	SUPER TORQUE U Open-End	S2M • S3M		
			General use	Low-speed, high-torque use	MEGA TORQUE U	MTS8M		
			Printer	Accurate positioning	STARMAX® U	ST83 • ST111		
Thermoplastic polyurethane	Trapezoidal tooth	Accurate positioning	STARMAX® U	T80 • T83 • T111				
		Clean drive	TIMING BELT U	T80 • T5 • T10 • XL • L				
	Multi-pulley, double-sided drive	TIMING BELT U Double Timing	DT5 • DT10					
	Long-span drive	TIMING BELT U Open-end	T80 • XL • L					
Thermoplastic polyurethane	Round tooth	Long-span drive	FREESPAN® Belt	S5M • S8M				
	Trapezoidal tooth	Synchronous transportation		T5 • T10 • AT5 • AT10 • XL • L • H				
Some slip is allowed.	Friction Forced Transmission V-Belt	Office & Home appliances, General use (based on ISO standard)	Rubber	Less thickness	Light-duty use, compact design	FHP	3L • 4L • 5L	
					General use	Conventional V-Belt	K • M • A • B • C • D • E	
				Standard	High power transmission	Red label V-Belt		
					General use	e-POWER®	A • B • C	
				Agricultural use	Less thickness	Heavy-duty use, compact design	MAXSTAR WEDGE V	3V • 5V • 8V
						Anti-vibration	Banded MAXSTAR WEDGE V-Belt	R3V • R5V • R8V
						Flex resistance	Conventional V-Belt	
						High resistance, flex resistance	Orange label L type	LA • LB • LC
						High resistance, flex resistance	Gold Label L type	
						Heat resistance, flex resistance, anti-vibration	SUPER GOLD 1000	
		Heat resistance, flex resistance, anti-vibration	AG SERIES					
		Raw Edge Cogged	Less thickness type	High power transmission	Orange label Raw Edge COGGED	LA • LB • LC		
				Low contraction	SUPER GOLD 1000 Raw Edge COGGED			
			Standard type	Energy-Saving	e-POWER®	AX • BX • CX		
				High power transmission	TRIPEX® Rawedge Cogged V-Belt	AX • BX • CX		
		Narrow width type	High power transmission	TRIPEX® Rawedge Cogged Banded	RBX • RCX			
			High power transmission	MAXSTAR EDGE SUPREME®	3VX • 5VX			
		Standard	Flat	High power transmission	Banded MAXSTAR WEDGE SUPREME®	R3VX • R5VX		
				Rubber dust free, belt clutch	Banded MAXSTAR WEDGE SUPREME BACK-V	M • A • B • C LA • LB • LC		
		Raw Edge	Plain	Abrasion resistance	REMP®	HM • A • B • BC		
				Low noise	MPMF®	HM • A • B		
				Abrasion resistance, flex assistance	RECMF®	HM • A • B • BC • C • CD		
				Especially for small diesel automobiles	WFC®	A • B		
		Raw Edge Cogged (Variable speed)	Wide-angle	Lateral pressure resistance	RCVS, SUPER VS®	Top width 10 mm - 120 mm		
				Lateral pressure, high power transmission	DCVS®	Top width 20 mm - 120 mm		
		Wrapped (Variable speed)	Cord core flat type	High power transmission	AGVS®	HI • HU • HK • HL • HM • HN		
				High-speed revolution, compact design	POLYMAX	3M • 5M • 7M • 11M		
		Cord core flat type	Polyurethane	High power transmission	Banded POLYMAX	R5M • R7M • R11M		
				Light-duty, clean drive	MB Belt	MB		
		Thin Flat Belt	Rubber	Round edge	PORT®, HARBOUR®, SPECIAL PORT®	P • H • SP		
				Out edge	Good flex resistance	ECHO®, PIONEER®	EC • P	
				Flat belt with V rail	Less stretch and runout	DRY FLEX®	AA • O • OW • TN	
				High-speed drive, compact design	FLEXSTAR®	FL • FM • FH • FLEG • FLG • FLE • FMG • FHG		
		No cord and canvas flat type	Milite Polyurethane	High tensile force	SUPER FLEXSTAR®	FU • FWD • FY		
					Less stretch	FREESPAN® Flat Belt	F20 • F20D	
		Rib	Rubber	Cord core flat	J8GA • J8GE • J8H • J8HB • J8J • J8JB • J8K • J8L • J8LB			
				Laminated flat type	Good driving stability, compact design, maintenance-free	FLEX STAR® Belt J	JL • JL3 • JL3 JN • J2N JU • JU2 • JU5 • JU6 YG	
		V-Ribbed Belt	Rubber	Office & Home appliance, general use	Flex resistance, high power transmission, high-speed revolution	RIBSTAR G (Bare-back type)	HB	
				Automotive use	Flex resistance, high-speed revolution	RIBSTAR U	J • PK • L PK	
		Round Belt (Square Belt)	Rubber	Hexagonal	Multi-pulley, double-sided drive	Double Angle V-Belt	AA • BB • CC	
Adjustable belt length	Perforated V-Belt				M • A • B • C			
Polyurethane	Round rope			Light-duty use	STARROPE®			
	V rope			Adjustable belt length, processing joint	PRENE V-ROPE	M • A • B		
Special Belt	Rubber	Hexagonal rope	Adjustable belt length, processing joint	PREVE HEXAGONAL-ROPE	AA • BB			
		Sponge backing type	Sponge backing	Sponge backing V-Belt	LA • LB • LC			
Coupling	Steel	Flexible, Direct Connected Power Transmission	Shock absorption, anti-vibration	NOR-MEX®	G • FG • LG • E • FE • LE			
			Good attenuation performance	S Series	S • SV • SX • SZ			
Direct Connected Power Transmission	Aluminum	Cast Iron	Shock absorption, anti-vibration	HYPERFLEX®	MT • MH			
			Good attenuation performance	Chemi-chan®	HAS			





# Dimensions

Model	Material	Type	Cross-Sectional Dimensions top width (mm) x thickness (mm) x angle (°)	Minimum Pulley Diameter (mm)	Highest Speed (m/sec)
SUPER TORQUE Timing Belt (Round tooth)	Rubber	S2M	Pitch (mm) 2.00	9	30 (40)
		S3M	3.00	13	30 (40)
		S5M	5.00	22	30 (40)
		S8M	8.00	56	30 (40)
		S14M	14.00	151	30 (40)
	Polyurethane	S2M	2.00	9	30 (40)
S3M	3.00	13	30 (40)		
MEGA TORQUE Timing Belt	Rubber	MTS5M	Pitch (mm) 5.00	22	30
		MTS8M	8.00	56	30
		MTS14M	14.00	151	30
Timing Belt (Trapezoidal tooth)	Rubber	MXL	Pitch (mm) 2.032	7	30 (40)
		XL	5.08	16	30 (40)
		L	9.525	30	30 (40)
		H	12.700	57	30 (40)
		XH	22.225	127	30 (40)
		XXH	31.750	182	30 (40)
	Polyurethane	T80	Pitch (mm) 2.032	7	30 (40)
		T5 • DT5	5.0	19	30 (40)
		T10 • DT10	10.0	45	30 (40)
		XL	5.08	16	30 (40)
		L	9.525	30	30 (40)
		Conventional V-Belt	Rubber	A	12.5x 9.0x 40
B	16.5x 11.0x 40			150 (118)	30
C	22.0x 14.0x 40			224 (180)	30
D	31.5x 10.0x 40			355 (300)	30
E	38.0x 25.5x 40			560 (450)	30
MAXSTAR WEDGE V-BELT	Rubber	3V	9.5X 8.0X 40	67	40
		5V	15.9X 13.5X 40	180	40
		8V	25.4x 22.0x 40	315	40
Banded MAXSTAR WEDGE V-Belt (Joined V-Belt)	Rubber	3V	—	67	40
		5V	—	180	40
		8V	—	315	40
RIBSTAR Belt (V-Ribbed Belt)	Rubber	J	Pitch (mm) 2.34	31.5 (25)	40 (50)
		PK	3.56	56 (50)	40 (50)
		L	4.70	90 (80)	40 (50)
	Polyurethane	JT • JBT	Pitch (mm) 2.34	20	30 (35)
	FLEXSTAR® Belt	Rubber	FL	Belt Thickness (mm) 1.5	16
FM			2.5	40	40 (60)
FH			3.5	80	40 (60)
POLYMAX Belt	Polyurethane	3M	3.0x 2.0x 60	17	40
		5M	5.0x 3.0x 60	26	40
		7M	7.0x 3.0x 60	42	40
		11M	11.0x 7.0x 60	67	40
MB Belt (Polyurethane V-Belt)	Polyurethane	MB	6.0x 4.0x 40	16	10
STARROPE®/SUPER STARROPE®	Polyurethane	2	Diameter φmm 2	15/ 20 super	10 and below
		3	3	20/ 30	10
		4	4	30/ 40	10
		5	5	40/ 50	10
		6	6	50/ 60	10
		7	7	60/ 70	10
		8	8	70/ 80	10
		9	9	85/ 90	10
		10	10	95/ 100	10
		12	12	120/ 120	10
		15	15	150/ 150	10
PRENE V-ROPE	Polyurethane	M	10.0x 5.5x 40	40	10 and below
		A	12.5x 8.5x 40	85	10
		B	16.5 x 10.5x 40	100	10
PRENE HEXAGONAL-ROPE	Polyurethane	AA	12.5x 10.0x 40	100	10 and below
		BB	16.5x 12.5x 40	130	10

# I Synchronous Power Transmission

---

## Round Tooth Timing Belt

Belt Type, Dimensions & Product Code . . . . .	P. 10
Super Torque® Timing Belt G . . . . .	P. 11 & 12
Super Torque® Timing Belt G . . . . .	P. 13
Super Torque® Timing Pulley . . . . .	P. 14
Mega Torque® Timing Belt G & U . . . . .	P. 15 & 16
H Series . . . . .	P. 17

## Trapezoidal Tooth Timing Belt

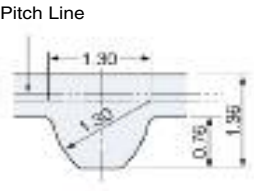
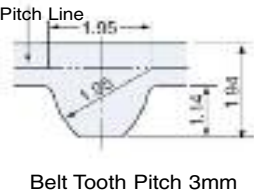
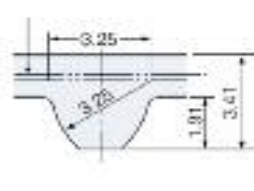
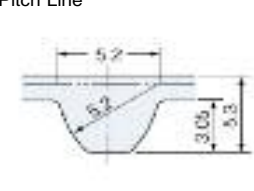
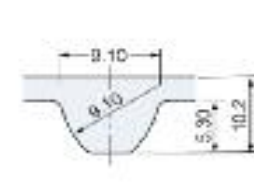
Belt Type, Dimensions & Product Code . . . . .	P. 18
Timing Belt G . . . . .	P. 19 - 21
Timing Belt U . . . . .	P. 22 & 23
Timing Pulley . . . . .	P. 24 & 25
green eco® Series . . . . .	P. 26

## Other Timing Belt

LONG-SPAN Timing Belt . . . . .	P. 27
FREESPAN® Belt . . . . .	P. 28

# Round Tooth Timing Belt

## Belt Type, Dimensions & Product Code

Belt Type	Standard Dimensions	Standard Width		Product Code	Minimum Pulley Size *1		Applications
		Code	Width		Pulley diameter (mm)	No. of teeth	
S2M	 <p>Pitch Line</p> <p>Belt Tooth Pitch 2mm</p>	40 60 100	4mm 6mm 10mm	<p><b>B 40 S2M 160 G-(U)</b></p> <p>Belt      Belt Type      G (rubber) Type</p> <p>Nominal Length(mm)</p> <p>Belt Width(mm)x10      U(polyurethane) Type</p>	8.91	14	<ul style="list-style-type: none"> <li>• <b>OA Equipment</b></li> <li>Facsimile</li> <li>Printer</li> <li>Typewriter</li> <li>Word Processor</li> <li>Cash Register</li> <li>X-Y plotter</li> <li>• <b>Automatic Vending Machine</b></li> <li>Ticketing machine</li> <li>Ticket gate</li> <li>ATM</li> <li>Note counter</li> <li>Money changing machine</li> </ul>
S3M	 <p>Pitch Line</p> <p>Belt Tooth Pitch 3mm</p>	60 100 150	6mm 10mm 15mm	<p><b>B 100 (D)S3M 459 G-(U)</b></p> <p>Belt      Belt Type      G (rubber) Type</p> <p>* In case of double timing belt, use DS3M</p> <p>Nominal Length(mm)</p> <p>Belt Width(mm)x10      U(polyurethane) Type</p>	13.37	14	<ul style="list-style-type: none"> <li>• <b>Electronic Applications</b></li> <li>Computer</li> <li>VTR</li> <li>Fish sonar finder</li> <li>Flaw-detecting</li> <li>Depth finder</li> <li>Robot</li> <li>• <b>Instrumentation</b></li> <li>Rotary machine</li> <li>Recorder</li> <li>Oscillograph</li> <li>Data processing system</li> <li>Various test machines</li> </ul>
S5M	 <p>Pitch Line</p> <p>Belt Tooth Pitch 5mm</p>	100 150 250	10mm 15mm 25mm	<p><b>B 250 (D)S5M 1125 G</b></p> <p>Belt      Belt Type      G (rubber) Type</p> <p>* In case of double timing belt, use DS5M</p> <p>Nominal Length(mm)</p> <p>Belt Width(mm)x10</p>	22.28	14	<ul style="list-style-type: none"> <li>• <b>Home Appliances</b></li> <li>Blender</li> <li>Mixer</li> <li>Sewing machine</li> <li>Vacuum cleaner</li> <li>Electrical tools</li> <li>• <b>Others</b></li> <li>Toys</li> <li>Medical systems</li> <li>Health equipment</li> </ul>
S8M	 <p>Pitch Line</p> <p>Belt Tooth Pitch 8mm</p>	150 250 300 400 600	15mm 25mm 30mm 40mm 60mm	<p><b>250 (D)S8M 2000 G</b></p> <p>Belt Width (mm)x10      Nominal Length(mm)</p> <p>Belt Type</p> <p>* In case of double timing belt, use DS8M</p> <p>G (rubber) Type</p>	56.02	22	<ul style="list-style-type: none"> <li>• <b>Woodworking machinery</b></li> <li>• <b>Textile machinery</b></li> <li>Textile spinning machine</li> <li>Yarn twisting machine</li> <li>• <b>Paper making machinery</b></li> <li>Mixer</li> <li>Dryer</li> <li>Calender</li> <li>• <b>Fan/Blower</b></li> <li>• <b>Machine tools</b></li> <li>Drilling machine, lathe</li> <li>Screw cutting machine</li> <li>Boring machine</li> <li>Grinding machine</li> <li>Milling machine</li> <li>NC lathe</li> <li>• <b>Printer</b></li> </ul>
S14M	 <p>Pitch Line</p> <p>Belt Tooth Pitch 14mm</p>	400 600 800 1000 1200	40mm 60mm 80mm 100mm 120mm	<p><b>800 (D)S14M 3150 G</b></p> <p>Belt Width (mm)x10      Nominal Length(mm)</p> <p>Belt Type</p> <p>* In case of double timing belt, use DS14M</p> <p>G (rubber) Type</p>	151.52	34	<ul style="list-style-type: none"> <li>• <b>Blower</b></li> <li>• <b>Screen</b></li> <li>• <b>Mill hammer</b></li> <li>Ball</li> <li>Rod</li> <li>Pebble</li> <li>• <b>Paper making machinery</b></li> <li>Mixer</li> <li>Dryer</li> <li>Calender</li> </ul>





# Super Torque® Timing Belt G

Since this round tooth belt has a high power transmission property, it expands existing applications of timing belts significantly. Also, it can be used as an alternative for chains and gears.


- A high power transmission property usable in a wide variety of applications
- Longer operating life
- Quiet operation
- Cost-effective

## Standard Belt Sizes

Belt Type	S8M			S14M			
	8.0(mm)			14.0(mm)			
	Code (width)			Code (width)			
	150(15mm)	250(25mm)	300(30mm)	400(40mm)	600(60mm)	1000(100mm)	1200(120mm)
	Product Code	No. of Teeth	Pitch Length (mm)	Product Code	No. of Teeth	Pitch Length (mm)	
Size	B S8M 376	47	376	B S14M 1008	72	1,008	
	B S8M 400	50	400	B S14M 1120	80	1,120	
	B S8M 440	55	440	B S14M 1190	85	1,190	
	(D) B S8M 480	60	480	B S14M 1246	89	1,246	
	(D) B S8M 496	62	496	B S14M 1288	92	1,288	
	(D) B S8M 512	64	512	(D) B S14M 1400	100	1,400	
	(D) B S8M 520	65	520	(D) B S14M 1540	110	1,540	
	(D) B S8M 528	66	528	(D) B S14M 1610	115	1,610	
	(D) B S8M 560	70	560	(D) B S14M 1652	118	1,652	
	(D) B S8M 584	73	584	(D) B S14M 1708	122	1,708	
	(D) B S8M 600	75	600	(D) B S14M 1750	125	1,750	
	(D) B S8M 632	79	632	(D) B S14M 1778	126	1,778	
	(D) B S8M 640	80	640	(D) B S14M 1806	129	1,806	
	(D) B S8M 656	82	656	(D) B S14M 1890	135	1,890	
	(D) B S8M 680	85	680	(D) B S14M 1932	138	1,932	
	(D) B S8M 712	89	712	(D) B S14M 2002	143	2,002	
	(D) B S8M 720	90	720	(D) B S14M 2100	150	2,100	
	(D) B S8M 760	95	760	(D) B S14M 2198	157	2,198	
	(D) B S8M 800	100	800	(D) B S14M 2240	160	2,240	
	(D) B S8M 824	103	824	(D) B S14M 2310	165	2,310	
	(D) B S8M 840	105	840	(D) B S14M 2380	170	2,380	
	(D) B S8M 848	106	848	(D) B S14M 2450	175	2,450	
	(D) B S8M 856	107	856	(D) B S14M 2506	179	2,506	
	(D) B S8M 880	110	880	(D) B S14M 2590	185	2,590	
	(D) B S8M 896	112	896	(D) B S14M 2660	190	2,660	
	(D) B S8M 912	114	912	(D) B S14M 2800	200	2,800	
	(D) B S8M 920	115	920	(D) B S14M 3150	225	3,150	
	(D) B S8M 928	116	928	(D) B S14M 3500	250	3,500	
	(D) B S8M 944	118	944	(D) B S14M 3556	254	3,556	
	(D) B S8M 952	119	952	(D) B S14M 3850	275	3,850	
	(D) B S8M 960	120	960	(D) B S14M 4004	286	4,004	
	(D) B S8M 976	122	976	(D) B S14M 4508	322	4,508	
	(D) B S8M 1000	125	1,000	B S14M 5012	358	5,012	
	(D) B S8M 1024	128	1,024				
	(D) B S8M 1040	130	1,040				
	(D) B S8M 1056	132	1,056				
	(D) B S8M 1080	135	1,080				
	(D) B S8M 1120	140	1,120				
	(D) B S8M 1128	141	1,128				
	(D) B S8M 1136	142	1,136				
	(D) B S8M 1152	144	1,152				
	(D) B S8M 1160	145	1,160				
	(D) B S8M 1184	148	1,184				
	(D) B S8M 1200	150	1,200				
	(D) B S8M 1216	152	1,216				
	(D) B S8M 1248	156	1,248				
	(D) B S8M 1256	157	1,256				
	(D) B S8M 1280	160	1,280				
	(D) B S8M 1296	162	1,296				
	(D) B S8M 1304	163	1,304				
(D) B S8M 1312	164	1,312					
B S8M 1320	165	1,320					
(D) B S8M 1352	169	1,352					
(D) B S8M 1360	170	1,360					
(D) B S8M 1384	173	1,384					
(D) B S8M 1400	175	1,400					
(D) B S8M 1424	178	1,424					
(D) B S8M 1440	180	1,440					
(D) B S8M 1480	185	1,480					
(D) B S8M 1488	186	1,488					
(D) B S8M 1520	190	1,520					
B S8M 1552	194	1,552					
(D) B S8M 1600	200	1,600					
(D) B S8M 1640	205	1,640					
(D) B S8M 1648	206	1,648					
(D) B S8M 1680	210	1,680					
(D) B S8M 1696	212	1,696					
(D) B S8M 1728	216	1,728					
(D) B S8M 1760	220	1,760					
(D) B S8M 1776	222	1,776					
(D) B S8M 1792	224	1,792					
(D) B S8M 1800	225	1,800					
(D) B S8M 1816	227	1,816					
(D) B S8M 1832	229	1,832					
(D) B S8M 1880	235	1,880					
(D) B S8M 1912	239	1,912					
(D) B S8M 1960	245	1,960					
(D) B S8M 2000	250	2,000					
(D) B S8M 2040	255	2,040					
(D) B S8M 2048	256	2,048					
(D) B S8M 2064	258	2,064					
(D) B S8M 2104	263	2,104					
B S8M 2120	265	2,120					
(D) B S8M 2160	270	2,160					
(D) B S8M 2240	280	2,240					
(D) B S8M 2272	284	2,272					
(D) B S8M 2304	288	2,304					
(D) B S8M 2400	300	2,400					
(D) B S8M 2496	312	2,496					
(D) B S8M 2600	325	2,600					
(D) B S8M 2800	350	2,800					
(D) B S8M 2920	365	2,920					
(D) B S8M 2944	368	2,944					
(D) B S8M 3048	381	3,048					
(D) B S8M 3200	400	3,200					
(D) B S8M 3272	408	3,272					
(D) B S8M 3440	430	3,440					
(D) B S8M 3680	460	3,680					
(D) B S8M 4400	550	4,400					

- Keep in mind that not all the sizes in above chart are in-stock items.
- (D) signifies the standard size of double timing belt G (rubber) type.

# Super Torque® Timing Pulley



Timing belt power transmission system works the best when belt and pulley smoothly mesh with each other. Our SUPER TORQUE Timing Pulley is made with specially formed tooth shape and fine finishing.

**Pulley Product Code**

Example:

**P 28 S5M 0100 B**



## SUPER TORQUE Standard Pulley Types and Sizes

☆ We add aluminum as a standard pulley for S3M and S5M

Belt Type	S2M				S3M			S5M		
	No. of Teeth	Product Code	PD	OD	Product Code	PD	OD	Product Code	PD	OD
Size	14	P 14S2M	8.91	8.40	P 14S3M	13.37	12.61	P 14S5M	22.28	21.32
	15	P 15S2M	9.55	9.40	P 15S3M	14.32	13.56	P 15S5M	23.87	22.91
	16	P 16S2M	10.91	9.68	P 16S3M	15.28	14.52	P 16S5M	25.46	24.50
	18	P 18S2M	11.46	10.95	P 18S3M	17.19	16.43	P 18S5M	28.65	27.69
	20	P 20S2M	12.73	12.22	P 20S3M	19.10	18.34	P 20S5M	31.83	30.87
	22	P 22S2M	14.01	13.50	P 22S3M	21.01	20.25	P 22S5M	35.01	34.05
	24	P 24S2M	15.28	14.77	P 24S3M	22.92	22.16	P 24S5M	38.20	37.24
	25	P 25S2M	15.92	15.41	P 25S3M	23.87	23.11	P 25S5M	39.79	38.83
	26	P 26S2M	16.55	16.04	P 26S3M	24.83	24.07	P 26S5M	41.38	40.42
	28	P 28S2M	17.83	17.32	P 28S3M	26.74	25.98	P 28S5M	44.56	43.60
	30	P 30S2M	19.10	18.59	P 30S3M	28.65	27.89	P 30S5M	47.75	46.79
	32	P 32S2M	20.37	19.86	P 32S3M	30.56	29.80	P 32S5M	50.93	49.97
	36	P 36S2M	22.92	22.41	P 36S3M	34.38	33.62	P 36S5M	57.30	56.34
	40	P 40S2M	25.46	24.96	P 40S3M	38.20	37.44	P 40S5M	63.66	62.70
	44	P 44S2M	28.01	27.50	P 44S3M	42.02	41.25	P 44S5M	70.03	63.07
	48	P 48S2M	30.56	30.05	P 48S3M	45.84	45.07	P 48S5M	76.39	75.43
	50	P 50S2M	31.83	31.32	P 50S3M	47.75	46.98	P 50S5M	79.58	78.62
	60	P 60S2M	38.20	37.69	P 60S3M	57.30	56.53	P 60S5M	95.49	94.53

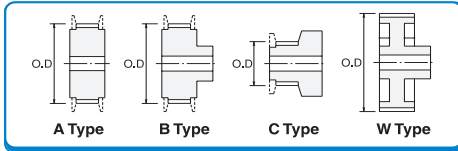
**Standard Sizes**

Type	10mm	15mm	25mm	Rod Shape
S2M	—	—	—	○
S3M	A · B · C	A · B · C	—	○
S5M	A · B	A · B	A · B	○

**Materials**

Type	A · B	C	Rod Shape
S2M	—	—	Aluminum
S3M	Aluminum	Aluminum	Aluminum
S5M	Aluminum/Steel	—	Steel

**Pulley Types**



- Shape is a 100mm long round cylinder product.
- 22 teeth and below sizes of S3M are available only in rod shape and C type. Also, 24 teeth and above sizes are available only in A or B type.
- Only steel one is available for 25mm width S5M type.
- Flange is not sold separately as a single item.

Belt Type	S8M						S14M							
	No. of Teeth	Product Code	PD	OD	A/B Type Standard Width	W Type Standard Width	No. of Teeth	Product Code	PD	OD	A/B Type Standard Width	B Type Standard Width	W Type Standard Width	
Size	18	P18S8M	45.84	44.46	15 · 25 · 30 · 40	—	28	P28S14M	124.78	121.98	40 · 60 · 80	40 · 60	—	
	19	P19S8M	48.38	47.01		—	30	P30S14M	133.69	130.90			—	
	20	P20S8M	50.93	49.56		—	32	P32S14M	142.60	139.81			—	
	21	P21S8M	53.48	52.10		—	34	P34S14M	151.52	148.72			—	
	22	P22S8M	56.02	54.65		—	36	P36S14M	160.43	157.63			—	
	24	P24S8M	61.12	59.74		—	40	P40S14M	178.25	175.46			—	
	25	P25S8M	63.66	62.29		—	42	P42S14M	187.17	184.37			—	
	26	P26S8M	66.21	64.84		—	44	P44S14M	196.08	193.29			—	
	28	P28S8M	71.30	69.93		—	48	P48S14M	213.90	211.11			—	
	30	P30S8M	76.39	75.02		15 · 25 · 30 · 40 · 60	—	50	P50S14M	222.82			220.02	—
	32	P32S8M	81.49	80.12			—	56	P56S14M	249.55			246.76	—
	34	P34S8M	86.58	85.21			—	(60)	P60S14M	267.38			264.59	—
	36	P36S8M	91.67	90.30	—		(64)	P64S14M	285.21	282.41	40 · 60			
	38	P38S8M	96.77	95.39	—		(72)	P72S14M	320.86	318.06				
	40	P40S8M	101.86	100.49	—		—	—	—	—	—			
	44	P44S8M	112.05	110.67	—		—	—	—	—	—			
	48	P48S8M	122.23	120.86	—		—	—	—	—	—			
	50	P50S8M	127.32	125.95	—		—	—	—	—	—			
	60	P60S8M	152.79	151.42	—		—	—	—	—	—			
	72	P72S8M	183.35	181.97	—		15 · 25 · 40 · 60	—	—	—	—			
	84	P84S8M	213.90	212.53	—		—	—	—	—	—			
	96	P96S8M	244.46	243.09	—	—	—	—	—	—				
	120	P120S8M	305.58	304.21	—	25 · 40 · 60	—	—	—	—				

- No of teeth in ( ) is nonstock item.
- Flange is not sold separately as a single item.
- A and B types are made from steel whereas W type is made from cast metal.

We revised the standard item lists in April, 2006.



# Mega Torque® Timing Belt G&U

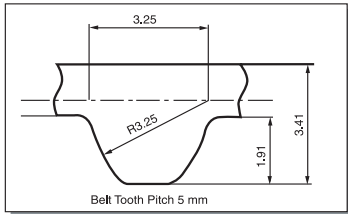
## Characteristics of low/high speed torque timing belt 'MEGA TORQUE':

1. Large transmission capacity is achievable, at about 2 times that of SUPER TORQUE G (Rubber)  
(variation subject to pulley diameter and revolution speed).
2. Compact design possible.  
Compared to SUPER TORQUE G (Rubber), width is approximately 40% smaller on average for the same pulley diameter.
3. Pulley of existing models can be used.  
SUPER TORQUE (S8M, S14M) pulleys can be used as per usual.  
- Please contact us regarding pulley for MTS5M.

## MEGA TORQUE Timing Belt G

### Dimensions - Tooth Shape & Product Code -

#### • MTS5M

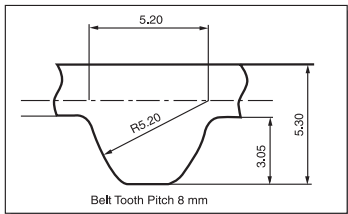


#### Standard Belt Width

Belt Width Code	Belt Width (mm)
100	10
150	15
250	25

2 5 0 | M T | S 5 M | 1 1 2 5 | G | Rubber  
 Belt Width (mm) x10 | MEGA TORQUE | Belt Type | Belt Length (mm)

#### • MTS8M

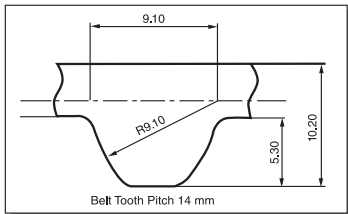


#### Standard Belt Width

Belt Width Code	Belt Width (mm)
150	15
250	25
300	30
400	40
600	60

2 5 0 | M T | S 8 M | 1 6 8 0 | G | Rubber  
 Belt Width (mm) x10 | MEGA TORQUE | Belt Type | Belt Length (mm)

#### • MTS14M



#### Standard Belt Width


Belt Width Code	Belt Width (mm)
400	40
600	60
800	80
1000	100
1200	120

6 0 0 | M T | S 1 4 M | 2 1 0 0 | G | Rubber  
 Belt Width (mm) x10 | MEGA TORQUE | Belt Type | Belt Length (mm)

### Standard Belt Sizes

MTS5M (Pitch 5mm)			
Product Code	No. of teeth	Product Code	No. of teeth
MTS5M 225	45	MTS5M 765	153
MTS5M 230	46	MTS5M 780	156
MTS5M 255	51	MTS5M 800	160
MTS5M 260	52	MTS5M 810	162
MTS5M 295	59	MTS5M 830	166
MTS5M 300	60	MTS5M 845	169
MTS5M 305	61	MTS5M 850	170
MTS5M 320	64	MTS5M 870	174
MTS5M 325	65	MTS5M 890	178
MTS5M 340	68	MTS5M 900	180
MTS5M 350	70	MTS5M 950	190
MTS5M 360	72	MTS5M 1000	200
MTS5M 380	76	MTS5M 1025	205
MTS5M 390	78	MTS5M 1050	210
MTS5M 400	80	MTS5M 1055	211
MTS5M 425	85	MTS5M 1085	217
MTS5M 435	87	MTS5M 1090	218
MTS5M 440	88	MTS5M 1100	220
MTS5M 450	90	MTS5M 1105	221
MTS5M 475	95	MTS5M 1115	223
MTS5M 490	98	MTS5M 1120	224
MTS5M 500	100	MTS5M 1125	225
MTS5M 520	104	MTS5M 1135	227
MTS5M 525	105	MTS5M 1145	229
MTS5M 530	106	MTS5M 1160	232
MTS5M 545	109	MTS5M 1165	233
MTS5M 550	110	MTS5M 1195	239
MTS5M 560	112	MTS5M 1225	245
MTS5M 575	115	MTS5M 1250	250
MTS5M 590	118	MTS5M 1270	254
MTS5M 595	119	MTS5M 1295	259
MTS5M 600	120	MTS5M 1350	270
MTS5M 625	125	MTS5M 1420	284
MTS5M 640	128	MTS5M 1475	295
MTS5M 650	130	MTS5M 1500	300
MTS5M 665	133	MTS5M 1505	301
MTS5M 670	134	MTS5M 1530	306
MTS5M 675	135	MTS5M 1595	319
MTS5M 690	138	MTS5M 1605	321
MTS5M 695	139	MTS5M 1680	336
MTS5M 700	140	MTS5M 1715	343
MTS5M 710	142	MTS5M 1800	360
MTS5M 720	144	MTS5M 2000	400
MTS5M 725	145	MTS5M 2255	451
MTS5M 730	146	MTS5M 2480	496
MTS5M 740	148	MTS5M 2525	505
MTS5M 750	150		

# Mega Torque® Timing Belt G&U

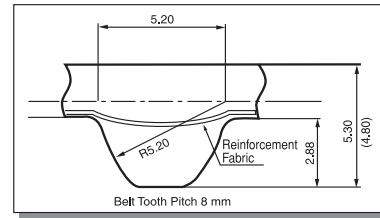


## Standard Belt Sizes

MTS8M (Pitch 8mm)		MTS5M (Pitch 5mm)		MTS14M (Pitch 14mm)	
Product Code	No. of teeth	Product Code	No. of teeth	Product Code	No. of teeth
MTS8M 528	66	MTS5M 1384	173	MTS14M 1008	72
MTS8M 560	70	MTS5M 1400	175	MTS14M 1120	80
MTS8M 584	73	MTS5M 1424	178	MTS14M 1190	85
MTS8M 600	75	MTS5M 1440	180	MTS14M 1246	89
MTS8M 632	79	MTS5M 1480	185	MTS14M 1288	92
MTS8M 640	80	MTS5M 1488	186	MTS14M 1400	100
MTS8M 656	82	MTS5M 1520	190	MTS14M 1470	105
MTS8M 712	89	MTS5M 1552	194	MTS14M 1540	110
MTS8M 720	90	MTS5M 1600	200	MTS14M 1610	115
MTS8M 760	95	MTS5M 1640	205	MTS14M 1652	118
MTS8M 800	100	MTS5M 1648	206	MTS14M 1708	122
MTS8M 824	103	MTS5M 1680	210	MTS14M 1750	125
MTS8M 840	105	MTS5M 1696	212	MTS14M 1778	127
MTS8M 848	106	MTS5M 1728	216	MTS14M 1806	129
MTS8M 856	107	MTS5M 1760	220	MTS14M 1890	135
MTS8M 880	110	MTS5M 1776	222	MTS14M 1932	138
MTS8M 896	112	MTS5M 1792	224	MTS14M 2002	143
MTS8M 912	114	MTS5M 1800	225	MTS14M 2100	150
MTS8M 920	115	MTS5M 1816	227	MTS14M 2198	157
MTS8M 928	116	MTS5M 1832	229	MTS14M 2240	160
MTS8M 944	118	MTS5M 1880	235	MTS14M 2310	165
MTS8M 952	119	MTS5M 1912	239	MTS14M 2380	170
MTS8M 960	120	MTS5M 1960	245	MTS14M 2450	175
MTS8M 976	122	MTS5M 2000	250	MTS14M 2506	179
MTS8M 1000	125	MTS5M 2040	255	MTS14M 2590	185
MTS8M 1024	128	MTS5M 2048	256	MTS14M 2660	190
MTS8M 1040	130	MTS5M 2064	258	MTS14M 2800	200
MTS8M 1056	132	MTS5M 2104	263	MTS14M 3150	225
MTS8M 1080	135	MTS5M 2120	265	MTS14M 3500	250
MTS8M 1120	140	MTS5M 2160	270	MTS14M 3556	254
MTS8M 1128	141	MTS5M 2240	280	MTS14M 3850	275
MTS8M 1136	142	MTS5M 2272	284	MTS14M 4004	286
MTS8M 1152	144	MTS5M 2304	288	MTS14M 4508	322
MTS8M 1160	145	MTS5M 2400	300	MTS14M 5012	358
MTS8M 1184	148	MTS5M 2496	312		
MTS8M 1200	150	MTS5M 2600	325		
MTS8M 1216	152	MTS5M 2800	350		
MTS8M 1248	156	MTS5M 2920	365		
MTS8M 1256	157	MTS5M 2944	368		
MTS8M 1280	160	MTS5M 3048	381		
MTS8M 1296	162	MTS5M 3200	400		
MTS8M 1304	163	MTS5M 3272	409		
MTS8M 1312	164	MTS5M 3440	430		
MTS8M 1320	165	MTS5M 3680	460		
MTS8M 1352	169	MTS5M 4400	550		
MTS8M 1360	170				

## • MEGA TORQUE Timing Belt U

### Dimensions - Tooth Shape & Product Code -



### Standard Belt Width

Belt Width Code	Belt Width (mm)
150	15
250	25
400	40
600	60

250
MT
S 8 M
1000
U
Polyurethane

Belt Width (mm) x10    MEGA TORQUE    Belt Type    Belt Length (mm)

### Standard Belt Sizes

MTS8M (Pitch 8mm)	
Product Code	No. of teeth
MTS8M 560	70
MTS8M 600	75
MTS8M 640	80
MTS8M 680	85
MTS8M 720	90
MTS8M 760	95
*MTS8M 800	100
MTS8M 848	106
MTS8M 896	112
MTS8M 960	120
MTS8M 1000	125
MTS8M 1056	132
MTS8M 1120	140
MTS8M 1200	150
MTS8M 1280	160
*MTS8M 1328	166
MTS8M 1360	170
MTS8M 1440	180
MTS8M 1520	190
MTS8M 1600	200
MTS8M 1696	212
*MTS8M 1792	224
*MTS8M 1888	236

• Total thickness of belt sizes with \* mark is 4.8mm.

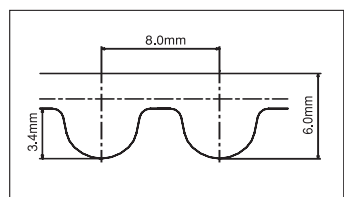
# H Series

Round-shape belt teeth enable the distribution of load stress uniformly over the entire belt tooth. Since the belt tooth engages with the pulley groove without any interference, stress concentration at the root of the belt tooth can be eliminated.

- High Power Transmission Capacity

## Dimensions - Tooth Shape & Product Code -

### • H8M

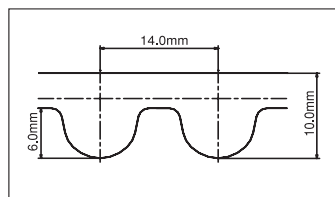


#### Standard Belt Width

Belt Width (mm)	20.0	30.0	50.0	85.0
Belt Width Code	20	30	50	85

**8 0 0**      **H 8 M**      **3 0**  
Belt Pitch Length    Belt Type      Belt Width

### • H14M



#### Standard Belt Width

Belt Width (mm)	40.0	55.0	85.0	115.0
Belt Width Code	40	55	85	115

**1 6 1 0**      **H 1 4 M**      **4 0**  
Belt Pitch Length    Belt Type      Belt Width

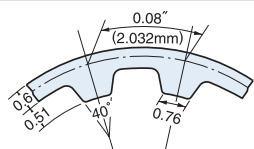
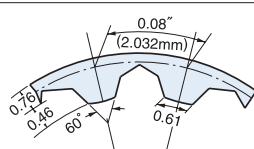
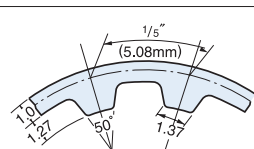
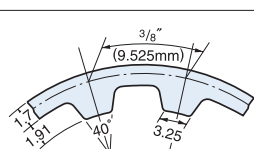
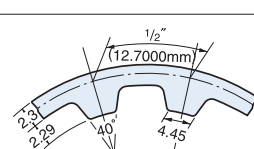
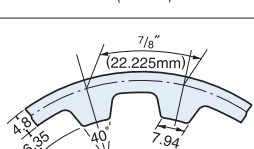
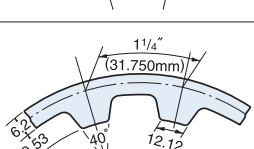
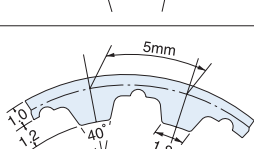
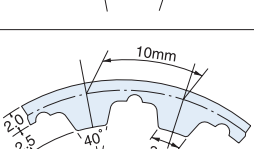
The above mentioned shapes and figures are only for reference.

## Standard Belt Sizes

H8M			H14M					
Product Code	No. of teeth	Belt Pitch Length (mm)	Product Code	No. of teeth	Belt Pitch Length (mm)	Product Code	No. of teeth	Belt Pitch Length (mm)
536H8M	67	536	1200H8M	150	1,200	784H14M	56	784
560H8M	70	560	1224H8M	153	1,224	826H14M	59	826
592H8M	74	592	1248H8M	156	1,248	924H14M	66	924
600H8M	75	600	1280H8M	160	1,280	966H14M	69	966
624H8M	78	624	1304H8M	163	1,304	1148H14M	82	1,148
632H8M	79	632	1320H8M	165	1,320	1190H14M	85	1,190
640H8M	80	640	1360H8M	170	1,360	1344H14M	96	1,344
656H8M	82	656	1392H8M	174	1,392	1400H14M	100	1,400
680H8M	85	680	1400H8M	175	1,400	1456H14M	104	1,456
720H8M	90	720	1424H8M	178	1,424	1512H14M	108	1,512
760H8M	95	760	1432H8M	179	1,432	1540H14M	110	1,540
776H8M	97	776	1440H8M	180	1,440	1568H14M	112	1,568
800H8M	100	800	1480H8M	185	1,480	1610H14M	115	1,610
840H8M	105	840	1520H8M	190	1,520	1638H14M	117	1,638
856H8M	107	856	1600H8M	200	1,600	1652H14M	118	1,652
880H8M	110	880	1680H8M	210	1,680	1680H14M	120	1,680
896H8M	112	896	1696H8M	212	1,696	1736H14M	124	1,736
912H8M	114	912	1728H8M	216	1,728	1778H14M	127	1,778
920H8M	115	920	1760H8M	220	1,760	1890H14M	135	1,890
936H8M	117	936	1800H8M	225	1,800	1932H14M	138	1,932
960H8M	120	960	1896H8M	237	1,896	1946H14M	139	1,946
968H8M	121	968	1904H8M	238	1,904	2002H14M	143	2,002
1000H8M	125	1,000	1936H8M	242	1,936	2100H14M	150	2,100
1040H8M	130	1,040	2000H8M	250	2,000	2198H14M	157	2,198
1056H8M	132	1,056	2080H8M	260	2,080	2310H14M	165	2,310
1064H8M	133	1,064	2104H8M	263	2,104	2450H14M	175	2,450
1080H8M	135	1,080	2160H8M	270	2,160			
1120H8M	140	1,120	2240H8M	280	2,240			
1128H8M	141	1,128	2272H8M	284	2,272			
1152H8M	144	1,152	2400H8M	300	2,400			
1160H8M	145	1,160						

# Trapezoidal Tooth Timing Belt

## Belt Type, Dimensions & Product Code

Belt Type	Standard Dimensions	Standard Width		Product Code	Minimum Pulley Diameter (mm)	Maximum Transmission Power(kW)	Applications
		Code	Width (mm)				
MXL (DMXL) G		3.2	3.2	125 (D) MXL 6.4 Double Type No. of Teeth Belt Type Belt Width(mm)	6	0.2	Home sewing machines, typewriters, ATM, coin changer, cash register, printing machine, facsimile, measurement equipment, ticket machine, camera, paper feeder, printer, CPU peripherals, card reader, fish sonar finder, medical measurement equipment, radio-controlled model, audio player, VTR, editing equipment
		4.8	4.8				
		6.4	6.4				
		9.5	9.5				
		12.7	12.7				
T80 U		3.2	3.2	125 T80 6.4 No. of Teeth Belt Width(mm) Belt Type	6	0.2	Printer, copier, car antenna, projector
		4.8	4.8				
		6.4	6.4				
		8.0	8.0				
		9.5	9.5				
XL G • U (DXL) G		025	6.4	120 (D) XL 037 Double Type Belt Width (inch)x100 Belt Length (inch)x10 Belt Type	16	0.75	Home sewing machines, line printer, medical bed, electrical shaver, auto door, copier, massage machine, editing machine, ticket machine, mower, food processor, calculator, fish sonar finder, blood pump, home meat slicer
		031	7.9				
		037	9.5				
		050	12.7				
		L G • U (DL) G					
075	19.1						
100	25.4						
150	38.1						
H (DH) G				075	19.1	510 (D) H 100 Double Type Belt Width (inch)x100 Belt Length (inch)x10 Belt Type	57
		100	25.4				
		150	38.1				
		200	50.8				
		300	76.2				
XH G		200	50.8	1120 XH 300 Belt Length (inch)x10 Belt Width (inch)x100 Belt Type	127	75	Saw mill, cutting machine, cutter, mixer, pump, welder, centrifuge, drilling machine, oscillating mill, lathe, wool loom, paper manufacturing machine, textile machine
		300	76.2				
		400	101.6				
		500	127.0				
		600	152.4				
XXH G		200	50.8	1200 XXH 300 Belt Length (inch)x10 Belt Width (inch)x100 Belt Type	182	150	Blower, high pressure pump, change gear, rod mill, compressor, NC lathe, vibrator, mixer, abrasive boring machine
		300	76.2				
		400	101.6				
		500	127.0				
		600	152.4				
T5 (DT5) U		05	5.0	(D) T5 - 20 - 100 Double Type No. of Teeth Belt Type Belt Width(mm)	19	0.75	Data writer, facsimile, sewing machine
		10	10.0				
		15	15.0				
		20	20.0				
		T10 (DT10) U					
20	20.0						
25	25.0						
30	30.0						
40	40.0						
50	50.0						

• G: Rubber Timing Belt • U: Polyurethane Timing Belt

(Note)

1. Maximum transmission power varies depending on belt width and operating speed with the same belt.

The values in above table are for your reference. Please use correct values from relevant design catalog when you design.

2. For G (rubber) type, use heat resistance or oil resistance specifications when the belts are used in temperatures (up to 120°C) or where oil may contaminate the belts.

# Timing Belt G

This synchronous transmission belt eliminates the problems of chains and gears.  
Extra small pitch type fits well for precision equipment and IT systems.

- Thin, lightweight and superior flexibility of this belt allows compact design application.
- It enables efficient high speed power transmission.
- Low noise operation compared to chain/gear use.
- Cost-Efficient.

## Standard Belt Sizes

Belt Type	MXL												
	2.032(mm)												
Tooth Pitch	3.2(3.2mm) 4.8(4.8mm) 6.4(6.4mm) 9.5(9.5mm) 12.7 (12.7mm)												
Code (width)	Product Code	No. of Teeth	Belt Pitch Length (mm)	Product Code	No. of Teeth	Belt Pitch Length (mm)	Product Code	No. of Teeth	Belt Pitch Length (mm)	Product Code	No. of Teeth	Belt Pitch Length (mm)	
Size	34 MXL	34	69.09	109 MXL	109	221.09	(D) 222 MXL	222	451.09	(D) 415 MXL	415	843.28	
	35 MXL	35	71.12	110 MXL	110	223.52	(D) 224 MXL	224	455.17	(D) 419 MXL	419	851.41	
	40 MXL	40	81.28	112 MXL	112	227.58	(D) 226 MXL	226	459.23	(D) 420 MXL	420	853.44	
	41 MXL	41	83.31	114 MXL	114	231.65	(D) 227 MXL	227	461.26	(D) 424 MXL	424	861.57	
	45 MXL	45	91.44	115 MXL	115	233.68	(D) 228 MXL	228	463.30	(D) 435 MXL	435	883.92	
	46 MXL	46	93.47	118 MXL	118	239.78	(D) 230 MXL	230	467.36	(D) 436 MXL	436	885.95	
	48 MXL	48	97.54	119 MXL	119	241.81	(D) 232 MXL	232	471.42	(D) 438 MXL	438	890.02	
	49 MXL	49	99.57	120 MXL	120	243.84	(D) 236 MXL	236	479.55	(D) 448 MXL	448	910.34	
	50 MXL	50	101.60	121 MXL	121	245.87	(D) 239 MXL	239	485.65	(D) 453 MXL	453	920.50	
	51 MXL	51	103.63	122 MXL	122	247.90	(D) 240 MXL	240	487.68	(D) 464 MXL	464	942.85	
	52 MXL	52	105.66	123 MXL	123	249.94	(D) 243 MXL	243	493.78	475 MXL	475	965.20	
	53 MXL	53	107.70	125 MXL	125	254.00	(D) 245 MXL	245	479.84	478 MXL	478	971.30	
	54 MXL	54	109.73	126 MXL	126	256.03	(D) 248 MXL	248	503.94	487 MXL	487	989.58	
	55 MXL	55	111.76	127 MXL	127	258.06	(D) 250 MXL	250	508.00	498 MXL	498	1011.94	
	56 MXL	56	113.79	128 MXL	128	260.10	(D) 256 MXL	256	520.19	500 MXL	500	1016.00	
	57 MXL	57	115.82	129 MXL	129	262.13	(D) 260 MXL	260	528.32	503 MXL	503	1022.10	
	59 MXL	59	119.89	130 MXL	130	264.16	(D) 262 MXL	262	532.38	507 MXL	507	1030.22	
	60 MXL	60	112.92	131 MXL	131	266.22	(D) 265 MXL	265	538.48	515 MXL	515	1046.48	
	61 MXL	61	123.95	132 MXL	132	268.22	(D) 270 MXL	270	548.64	516 MXL	516	1048.51	
	63 MXL	63	128.02	134 MXL	133	272.29	(D) 273 MXL	273	554.74	520 MXL	520	1056.64	
	65 MXL	65	132.08	135 MXL	135	274.32	(D) 275 MXL	275	558.80	525 MXL	525	1066.80	
	66 MXL	66	134.11	138 MXL	138	280.42	(D) 278 MXL	278	564.90	535 MXL	535	1087.12	
	67 MXL	67	136.14	140 MXL	140	284.48	(D) 280 MXL	280	568.96	537 MXL	537	1091.18	
	68 MXL	68	138.18	142 MXL	142	288.54	(D) 281 MXL	281	570.99	550 MXL	550	1117.60	
	70 MXL	70	142.24	144 MXL	144	292.61	(D) 285 MXL	285	579.12	569 MXL	569	1156.21	
	71 MXL	71	144.27	(D) 145 MXL	145	294.64	(D) 288 MXL	288	585.22	591 MXL	591	1200.91	
	72 MXL	72	146.30	(D) 146 MXL	146	296.67	(D) 290 MXL	290	589.28	650 MXL	650	1320.80	
	73 MXL	73	148.34	(D) 147 MXL	147	298.70	(D) 295 MXL	295	599.44	705 MXL	705	1432.56	
	74 MXL	74	150.37	(D) 148 MXL	148	300.74	(D) 297 MXL	297	603.50	772 MXL	772	1568.70	
	75 MXL	75	152.40	(D) 150 MXL	150	304.80	(D) 300 MXL	300	609.60	1369 MXL	1369	2781.81	
	76 MXL	76	154.43	(D) 152 MXL	152	308.86	(D) 302 MXL	302	613.66				
	77 MXL	77	156.46	(D) 154 MXL	154	312.93	(D) 305 MXL	305	619.76				
	78 MXL	78	158.50	(D) 155 MXL	155	314.96	(D) 310 MXL	310	629.92				
	79 MXL	79	160.53	(D) 156 MXL	156	316.99	(D) 312 MXL	312	633.98				
	80 MXL	80	162.56	(D) 158 MXL	158	321.06	(D) 315 MXL	315	640.08				
	81 MXL	81	164.59	(D) 160 MXL	160	325.12	(D) 318 MXL	318	646.18				
	82 MXL	82	166.62	(D) 162 MXL	162	329.18	(D) 320 MXL	320	650.24				
	83 MXL	83	168.66	(D) 165 MXL	165	333.28	(D) 324 MXL	324	658.37				
	85 MXL	85	172.72	(D) 170 MXL	170	345.44	(D) 330 MXL	330	670.56				
	86 MXL	86	174.75	(D) 171 MXL	171	347.47	(D) 332 MXL	332	674.62				
	87 MXL	87	176.78	(D) 175 MXL	175	355.60	(D) 334 MXL	334	678.69				
	88 MXL	88	178.82	(D) 180 MXL	180	365.76	(D) 336 MXL	336	682.75				
	89 MXL	89	180.85	(D) 184 MXL	184	373.89	(D) 337 MXL	337	684.78				
	90 MXL	90	182.88	(D) 185 MXL	185	375.92	(D) 338 MXL	338	686.82				
	91 MXL	91	184.91	(D) 186 MXL	186	377.95	(D) 339 MXL	339	688.85				
	92 MXL	92	186.94	(D) 187 MXL	187	379.98	(D) 347 MXL	347	705.10				
	93MXL	93	188.98	(D) 188 MXL	188	382.02	(D) 348 MXL	348	707.14				
	94 MXL	94	194.04	(D) 190 MXL	190	386.08	(D) 350 MXL	350	711.20				
	95 MXL	95	193.04	(D) 192 MXL	192	390.14	(D) 355 MXL	355	721.36				
	96 MXL	96	195.07	(D) 194 MXL	194	394.21	(D) 359 MXL	359	729.49				
	97 MXL	97	197.10	(D) 195 MXL	195	396.24	(D) 364 MXL	364	739.65				
	98 MXL	98	199.14	(D) 198 MXL	198	402.34	(D) 365 MXL	365	741.68				
	99 MXL	99	201.17	(D) 200 MXL	200	406.40	(D) 367 MXL	367	745.74				
	100 MXL	100	203.20	(D) 203 MXL	203	412.50	(D) 372 MXL	372	755.90				
	101 MXL	101	205.23	(D) 205 MXL	205	416.56	(D) 380 MXL	380	772.16				
	102 MXL	102	207.26	(D) 210 MXL	210	426.72	(D) 386 MXL	386	784.35				
	103 MXL	103	209.30	(D) 212 MXL	212	430.78	(D) 397 MXL	397	806.70				
	105 MXL	105	213.36	(D) 219 MXL	219	445.01	(D) 400 MXL	400	812.80				
	106 MXL	106	215.39	(D) 220 MXL	220	447.04	(D) 405 MXL	405	822.96				
	108 MXL	108	219.46	(D) 221 MXL	221	449.07	(D) 411 MXL	411	835.15				

- This belt is usually made-to-order, however, please check with us for stock when you order.
- (D) signifies standard size of double timing belt G (rubber) type.



# Timing Belt G

## Standard Belt Sizes

Belt Type	XH			XXH		
Tooth Pitch	22.225 (mm)			31.750 (mm)		
Code (Width)	200(50.8mm) 300(76.2mm) 400(101.6mm) 500(127.0mm) 600(152.4mm)			200(50.8mm) 300(76.2mm) 400(101.6mm) 500(127.0mm) 600(152.4mm)		
Size	Product Code	No. of Teeth	Belt Pitch Length(mm)	Product Code	No. of Teeth	Belt Pitch Length(mm)
	463 XH	53	1177.93	700 XXH	56	1778.00
	507 XH	58	1289.05	800 XXH	64	2032.00
	560 XH	64	1422.40	900 XXH	72	2286.00
	630 XH	72	1600.20	1000 XXH	80	2540.00
	700 XH	80	1778.00	1200 XXH	96	3048.00
	735 XH	84	1866.90	1400 XXH	112	3556.00
	770 XH	88	1955.80	1600 XXH	128	4064.00
	840 XH	96	2133.60	1800 XXH	144	4572.00
	927 XH	106	2355.85			
	980 XH	112	2489.20			
	1120 XH	128	2844.80			
	1260 XH	144	3200.40			
	1400 XH	160	3556.00			
	1540 XH	176	3911.60			
	1750 XH	200	4445.00			

# Timing Belt U

With its high abrasion resistance and lesser rubber dust dispersion, polyurethane timing belts are suitable for use in places where clean environments are required.

- The best for light-duty transmission which requires high precision.
- Suitable for paper feeding use because it does not contaminate contact subject.
- Smooth and quiet operation as it is flexible to fit well in small diameter pulleys.
- Made-to-order system enables manufacture of special form orders.

## Standard Belt Sizes

Belt Type	T80											
	2.032 (mm)											
	3.2(3.2mm)			4.8(4.8mm)			6.4(6.4mm)			9.5(9.5mm)		
Code (Width)	Product Code	No. of Teeth	Belt Pitch Length(mm)	Product Code	No. of Teeth	Belt Pitch Length(mm)	Product Code	No. of Teeth	Belt Pitch Length(mm)	Product Code	No. of Teeth	Belt Pitch Length(mm)
30 T80	30	60.96	104 T80	104	211.33	221 T80	221	449.07	360 T80	360	731.52	
35 T80	35	71.12	105 T80	105	213.36	224 T80	224	455.17	370 T80	370	751.84	
40 T80	40	81.28	106 T80	106	215.39	225 T80	225	457.20	380 T80	380	772.16	
45 T80	45	91.44	108 T80	108	219.46	228 T80	228	463.30	390 T80	390	792.48	
46 T80	46	93.47	110 T80	110	223.52	230 T80	230	467.36	397 T80	397	806.70	
48 T80	48	97.54	112 T80	112	227.58	231 T80	231	469.39	400 T80	400	812.80	
50 T80	50	101.60	114 T80	114	231.65	232 T80	232	471.42	403 T80	403	818.90	
52 T80	52	105.66	115 T80	115	233.68	235 T80	235	477.52	420 T80	420	853.44	
53 T80	53	107.70	118 T80	118	239.78	236 T80	236	479.55	430 T80	430	873.76	
54 T80	54	109.73	120 T80	120	243.84	239 T80	239	485.65	434 T80	434	881.89	
55 T80	55	111.76	121 T80	121	245.87	240 T80	240	487.68	442 T80	442	898.14	
56 T80	56	113.79	122 T80	122	247.90	245 T80	245	497.84	474 T80	474	963.17	
57 T80	57	115.82	123 T80	123	249.94	248 T80	248	503.94	500 T80	500	1016.00	
59 T80	59	119.89	124 T80	124	251.97	249 T80	249	505.97	515 T80	515	1046.48	
60 T80	60	121.92	125 T80	125	254.00	250 T80	250	508.00	550 T80	550	1117.60	
63 T80	63	128.02	126 T80	126	256.03	255 T80	255	518.16				
65 T80	65	132.08	130 T80	130	264.16	256 T80	256	520.19				
67 T80	67	136.14	132 T80	132	268.22	260 T80	260	528.32				
68 T80	68	138.18	135 T80	135	274.32	262 T80	262	532.38				
70 T80	70	142.24	140 T80	140	284.48	265 T80	265	538.48				
71 T80	71	144.27	142 T80	142	288.54	270 T80	270	548.64				
72 T80	72	146.30	144 T80	144	292.61	275 T80	275	558.80				
73 T80	73	148.34	145 T80	145	294.64	277 T80	277	562.86				
74 T80	74	150.37	148 T80	148	300.74	279 T80	279	566.93				
75 T80	75	152.40	150 T80	150	304.80	280 T80	280	568.96				
77 T80	77	156.46	155 T80	155	314.96	285 T80	285	579.12				
78 T80	78	158.50	156 T80	156	316.99	288 T80	288	585.22				
80 T80	80	162.56	157 T80	157	319.02	290 T80	290	589.28				
81 T80	81	164.59	160 T80	160	325.12	295 T80	295	599.44				
82 T80	82	166.62	165 T80	165	335.28	296 T80	296	609.60				
83 T80	83	168.66	170 T80	170	345.44	300 T80	300	601.47				
85 T80	85	172.72	175 T80	175	355.60	304 T80	304	617.73				
87 T80	87	176.78	180 T80	180	365.76	310 T80	310	629.92				
88 T80	88	178.82	184 T80	184	373.89	312 T80	312	633.98				
89 T80	89	180.85	185 T80	185	375.92	315 T80	315	640.08				
90 T80	90	182.88	190 T80	190	386.08	318 T80	318	646.18				
91 T80	91	184.91	195 T80	195	396.24	320 T80	320	650.24				
93 T80	93	188.98	200 T80	200	406.40	324 T80	324	658.37				
94 T80	94	191.04	205 T80	205	416.56	330 T80	330	670.56				
95 T80	95	193.04	208 T80	208	422.66	336 T80	336	682.75				
97 T80	97	197.10	210 T80	210	426.72	340 T80	340	690.88				
98 T80	98	199.14	212 T80	212	430.78	344 T80	344	699.01				
100 T80	100	203.20	215 T80	215	436.88	350 T80	350	711.20				
102 T80	102	207.26	219 T80	219	445.01	355 T80	355	721.36				
103 T80	103	209.30	220 T80	220	447.04	358 T80	358	727.46				

• This type is usually made-to-order. However, please check for stock availability when placing order.



# Timing Belt U

## Standard Belt Sizes

Belt Type Tooth Pitch Code (Width)	XL						L			
	5.08 (mm)						9.525 (mm)			
	025(6.4mm)		031(7.9mm)	037(9.5mm)	050(12.7mm)		050(12.7mm)	075(19.1mm)	100(25.4mm)	150 (38.1mm)
Size	Product Code	No. of Teeth	Belt Pitch Length(mm)	Product Code	No. of Teeth	Belt Pitch Length(mm)	Product Code	No. of Teeth	Belt Pitch Length(mm)	
	60 XL	30	152.40	200 XL	100	508.00	124 L	33	314.33	
	64 XL	32	162.56	210 XL	105	533.40	150 L	40	381.00	
	66 XL	33	167.64	212 XL	106	538.48	165 L	44	419.10	
	70 XL	35	177.80	220 XL	110	558.80	173 L	46	438.15	
	76 XL	38	193.04	224 XL	112	568.96	187 L	50	476.25	
	78 XL	39	198.12	230 XL	115	584.20	210 L	56	533.40	
	80 XL	40	203.20	240 XL	120	609.60	225 L	60	571.50	
	84 XL	42	213.36	250 XL	125	635.00	240 L	64	609.60	
	90 XL	45	228.60	254 XL	127	645.16	255 L	68	647.70	
	94 XL	47	238.76	260 XL	130	660.40	270 L	72	685.80	
	96 XL	48	243.84	270 XL	135	685.80	285 L	76	723.90	
	100 XL	50	254.00	290 XL	145	736.60	300 L	80	762.00	
	102 XL	51	259.08	300 XL	150	762.00	304 L	81	771.53	
	104 XL	52	264.16	320 XL	160	812.80	322 L	86	819.15	
	106 XL	53	269.24	330 XL	165	838.20	345 L	92	876.30	
	108 XL	54	274.32	340 XL	170	863.60	367 L	98	933.45	
	110 XL	55	279.40	348 XL	174	883.92	375 L	100	952.50	
	114 XL	57	289.56	352 XL	176	894.08	390 L	104	990.60	
	116 XL	58	294.64	360 XL	180	914.40	420 L	112	1066.80	
	120 XL	60	304.80	376 XL	188	955.04	427 L	114	1085.85	
	124 XL	62	314.96	384 XL	192	975.36	450 L	120	1143.00	
	126 XL	63	320.04	390 XL	195	990.60	480 L	128	1219.20	
	128 XL	64	325.12	396 XL	198	1005.84	510 L	136	1295.40	
	130 XL	65	330.20	414 XL	207	1051.56	525 L	140	1333.50	
	136 XL	68	345.44	460 XL	230	1168.40	540 L	144	1371.60	
	140 XL	70	355.60	480 XL	240	1219.20	600 L	160	1524.00	
	142 XL	71	360.68	512 XL	256	1300.48				
	146 XL	73	370.84	544 XL	272	1381.76				
	148 XL	74	375.92	550 XL	275	1397.00				
	150 XL	75	381.00	564 XL	282	1432.56				
	152 XL	76	386.08	630 XL	315	1600.20				
	154 XL	77	391.16	670 XL	335	1701.80				
	160 XL	80	406.40	842 XL	421	2138.68				
	166 XL	83	421.64							
	168 XL	84	426.72							
	170 XL	85	431.80							
	176 XL	88	447.04							
	180 XL	90	457.20							
	186 XL	93	472.44							
	190 XL	95	482.60							

T5(DT5)								T10(DT10)							
5.0 (mm)								10.0 (mm)							
05(5.0mm)		10(10.0mm)		15(15mm)		20(20.0mm)		40(40.0mm)		50(50.0mm)					
No. of Teeth	Belt Pitch Length(mm)	No. of Teeth	Belt Pitch Length(mm)	No. of Teeth	Belt Pitch Length(mm)	No. of Teeth	Belt Pitch Length(mm)	No. of Teeth	Belt Pitch Length(mm)	No. of Teeth	Belt Pitch Length(mm)	No. of Teeth	Belt Pitch Length(mm)	No. of Teeth	Belt Pitch Length(mm)
33	165	71	355	112	560	(D) 170	850	37	370	81	810	115	1150	178	1780
37	185	72	360	115	575	(D) 172	860	40	400	(D) 84	840	(D)120	1200	(D)180	1800
40	200	73	365	(D) 118	590	(D) 180	900	41	410	85	850	(D)121	1210	(D)188	1880
43	215	75	375	(D) 120	600	(D) 188	940	44	440	88	880	(D)124	1240	196	1960
44	220	78	390	122	610	195	975	45	450	89	890	(D)125	1250	216	2160
45	225	(D) 80	400	(D) 124	620	198	990	50	500	(D) 90	900	(D)130	1300	220	2200
49	245	(D) 82	410	125	625	200	1000	(D) 53	530	91	910	(D)132	1320	221	2210
50	250	84	420	126	630	215	1075	55	550	92	920	(D)135	1350	225	2250
51	255	85	425	(D) 130	650	218	1090	56	560	94	940	138	1380		
52	260	88	440	132	660	(D) 220	1100	(D) 60	600	95	950	139	1390		
54	270	89	445	135	675	223	1115	61	610	96	960	(D)140	1400		
55	275	(D) 90	450	138	690	(D) 228	1140	(D) 63	630	97	970	(D)142	1420		
56	280	91	455	(D) 140	700	243	1215	65	650	(D) 98	980	145	1450		
59	295	(D) 92	460	144	720	270	1350	(D) 66	660	(D)100	1000	146	1460		
(D) 60	300	95	475	145	725	276	1380	69	690	101	1010	(D)150	1500		
61	305	(D) 96	480	(D) 150	750	288	1440	(D) 70	700	105	1050	156	1560		
65	325	(D)100	500	156	780			(D) 72	720	108	1080	(D)160	1600		
66	330	102	510	(D) 160	800			(D) 75	750	(D) 110	1100	(D)161	1610		
68	340	105	525	163	815			78	780	111	1110	(D)170	1700		
(D) 70	350	109	545	168	840			(D) 80	800	114	1140	175	1750		
		(D)110	550												

(D) signifies double timing belt.



# Timing Pulley

Timing belt power transmission systems work the best when high accuracy belts and precisely processed pulleys smoothly mesh with each other.

- Cutting with hob cutter enables good power transmission.
- MBL accepts your request for material, form and processing method.
- Flange is not sold separately as a single item.

## Standard Pulley Types & Sizes

Belt Type	MXL-Rod Shape				
No. of Teeth	PD (mm)	OD (mm)	Product Code	Length (mm)	Material
10	6.47	5.96	P 10 MXL 100	100	High-Strength Aluminum Alloy
12	7.76	7.25	P 12 MXL 100		
13	8.41	7.90	P 13 MXL 100		
14	9.06	8.55	P 14 MXL 100		
15	9.70	9.19	P 15 MXL 100		
16	10.35	9.84	P 16 MXL 100		
17	11.00	10.49	P 17 MXL 100		
18	11.64	11.13	P 18 MXL 100		
19	12.29	11.78	P 19 MXL 100		
20	12.94	12.43	P 20 MXL 100		
21	13.58	13.07	P 21 MXL 100		
22	14.23	13.72	P 22 MXL 100		
23	14.88	14.37	P 23 MXL 100		
24	15.52	15.02	P 24 MXL 100		
25	16.17	15.66	P 25 MXL 100		
26	16.82	16.31	P 26 MXL 100		
27	17.46	16.96	P 27 MXL 100		
28	18.11	17.60	P 28 MXL 100		
30	19.40	18.90	P 30 MXL 100		
32	20.70	20.19	P 32 MXL 100		
34	21.99	21.48	P 34 MXL 100		
36	23.99	22.78	P 36 MXL 100		
38	24.58	24.07	P 38 MXL 100		
40	25.87	25.36	P 40 MXL 100		
42	27.17	26.66	P 42 MXL 100		
44	28.46	27.95	P 44 MXL 100		
48	31.05	30.54	P 48 MXL 100		
50	32.34	31.83	P 50 MXL 100		
52	33.63	33.13	P 52 MXL 100		
54	34.93	34.42	P 54 MXL 100		
56	36.22	35.71	P 56 MXL 100		
60	38.81	38.30	P 60 MXL 100		
64	41.40	40.89	P 64 MXL 100		
70	45.28	44.77	P 70 MXL 100		
72	46.57	46.06	P 72 MXL 100		
80	51.74	51.24	P 80 MXL 100		
84	54.33	53.82	P 84 MXL 100		
96	62.09	61.59	P 96 MXL 100		
100	64.68	64.17	P100MXL 100		
120	77.62	77.11	P120MXL 100		

• For MXL standard pulley, we stock in rod shape.

Belt Type	MXL for Belt Width - 6.4mm				
No. of Teeth	Pulley Type	Material	PD (mm)	OD (mm)	Product Code
20	B	High-Strength Aluminum Alloy	12.94	12.43	P 20 MXL 6.4
21	B		13.58	13.07	P 21 MXL 6.4
22	B		14.23	13.72	P 22 MXL 6.4
23	B		14.88	14.37	P 23 MXL 6.4
24	B		15.52	15.02	P 24 MXL 6.4
25	B		16.17	15.66	P 25 MXL 6.4
26	B		16.82	16.31	P 26 MXL 6.4
27	B		17.46	16.96	P 27 MXL 6.4
28	B		18.11	17.60	P 28 MXL 6.4
30	B		19.40	18.90	P 30 MXL 6.4
32	B		20.70	20.19	P 32 MXL 6.4
36	B		23.29	22.78	P 36 MXL 6.4
40	B		25.87	25.36	P 40 MXL 6.4
48	B		31.05	30.54	P 48 MXL 6.4
60	B		38.81	38.30	P 60 MXL 6.4
72	B		46.57	46.06	P 72 MXL 6.4
84	B		54.33	53.82	P 84 MXL 6.4
96	B		62.09	61.59	P 96 MXL 6.4
120	B		77.62	77.11	P120MXL 6.4

Belt Type	XL						
No. of Teeth	Pulley Type	OD (mm)	Product Code	No. of Teeth	Pulley Type	OD (mm)	Product Code
10	C	15.66	10XL037	30	B	48.00	30XL037
11	C	17.28	11XL037	32	A•B	51.24	32XL037
12	C	18.90	12XL037	34	A•B	54.47	34XL037
14	C	22.13	14XL037	36	A•B	57.70	36XL037
15	C	23.75	15XL037	38	A•B	60.94	38XL037
16	B	25.36	16XL037	40	A•B	64.17	40XL037
18	B	28.60	18XL037	42	A•B	67.41	42XL037
19	B	30.22	19XL037	44	A•B	70.64	44XL037
20	B	31.83	20XL037	48	W	77.11	48XL037
21	B	33.45	21XL037	50	W	80.34	50XL037
22	B	35.07	22XL037	60	W	96.51	60XL037
24	B	38.30	24XL037	72	W	115.92	72XL037
25	B	39.92	25XL037				
26	B	41.53	26XL037				
28	B	44.77	28XL037				

Material: steel

Belt Type	L					
No. of Teeth	Pulley Type	OD (mm)	Product Code			
10	A•B	29.56	10 L 050			
12	A•B	35.62	12 L 050	12 L 075		
14	A•B	41.68	14 L 050	14 L 075	14 L 100	
15	A•B	44.72	15 L 050	15 L 075	15 L 100	
16	A•B	47.75	16 L 050	16 L 075	16 L 100	
17	A•B	50.78	17 L 050	17 L 075	17 L 100	
18	A•B	53.81	18 L 050	18 L 075	18 L 100	
19	A•B	56.84	19 L 050	19 L 075	19 L 100	
20	A•B	59.88	20 L 050	20 L 075	20 L 100	
21	A•B	62.91	21 L 050	21 L 075	21 L 100	
22	A•B	65.94	22 L 050	22 L 075	22 L 100	
24	A•B	72.00	24 L 050	24 L 075	24 L 100	
25	A•B	75.04	25 L 050	25 L 075	25 L 100	
26	A•B	78.07	26 L 050	26 L 075	26 L 100	
28	A•B	84.13	28 L 050	28 L 075	28 L 100	
30	A•B	90.20	30 L 050	30 L 075	30 L 100	
32	A•B	96.26	32 L 050	32 L 075	32 L 100	
34	A•B	102.33	34 L 050	34 L 075	34 L 100	
36	A•B	108.39	36 L 050	36 L 075	36 L 100	
38	A•B	114.45	38 L 050	38 L 075	38 L 100	
40	A•B	120.51	40 L 050	40 L 075	40 L 100	
44	A•B	132.64	44 L 050	44 L 075	44 L 100	
48	W	144.77	48 L 050	48 L 075	48 L 100	
50	W	150.83	50 L 050	50 L 075	50 L 100	
60	W	181.15	60 L 050	60 L 075	60 L 100	
72	W	217.53	72 L 050	72 L 075	72 L 100	

Material: steel

# Timing Pulley

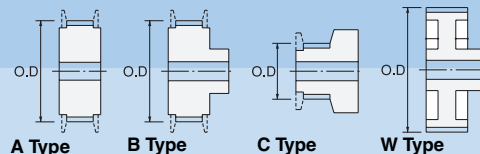
## Pulley Product Code

**(Example)** **38 XL 037 B**

No. of Teeth — 38 — Belt Type — XL — Belt Width (inch x 100) — 037 — Pulley Type Form — B

(Note: belt width is in mm for MXL type)

Add "P" in front of the product code for MXL type (Ex) P26MXL6.4B



Tooth profile for standard pulleys is in-volute shape complying with ISO standards.

## Standard Pulley Types & Sizes

Belt Type		H			
No. of Teeth	Pulley Type	OD (mm)	Product Code		
14	A • B	55.22	14H100	14H150	14H200
15	A • B	59.27	15H100	15H150	15H200
16	A • B	63.31	16H100	16H150	16H200
18	A • B	71.39	18H100	18H150	18H200
19	A • B	75.44	19H100	19H150	19H200
20	A • B	79.48	20H100	20H150	20H200
21	A • B	83.52	21H100	21H150	21H200
22	A • B	87.56	22H100	22H150	22H200
24	A • B	95.65	24H100	24H150	24H200
25	A • B	99.69	25H100	25H150	25H200
26	A • B	103.73	26H100	26H150	26H200
28	A • B	111.82	28H100	28H150	28H200
30	A • B	119.90	30H100	30H150	30H200
32	A • B	127.99	32H100	32H150	32H200
34	A • B	136.07	34H100	34H150	34H200
36	A • B	144.16	36H100	36H150	36H200
40	A • B	160.33	40H100	40H150	40H200
44	W	176.50	44H100	44H150	44H200
48	W	192.67	48H100	48H150	48H200
50	W	200.75	50H100	50H150	50H200
60	W	241.18	60H100	60H150	60H200
72	W	289.69	72H100	72H150	72H200

Material: steel

Belt Type		T5			
No. of Teeth	Pulley Type	OD (mm)	Product Code		
12	C	18.25	PT5-10-12		
14	C	21.45	PT5-10-14		
15	C	23.05	PT5-10-15		
16	B	24.60	PT5-10-16		
18	B	27.80	PT5-10-18		
20	B	31.00	PT5-10-20		
22	B	34.25	PT5-10-22		
24	B	37.40	PT5-10-24		
25	B	39.00	PT5-10-25		
26	B	40.60	PT5-10-26		
28	B	43.75	PT5-10-28		
30	B	46.95	PT5-10-30		
32	A • B	50.10	PT5-10-32		
36	A • B	56.45	PT5-10-36		
40	A • B	62.85	PT5-10-40		
44	W	69.20	PT5-10-44		
48	W	75.55	PT5-10-48		
50	W	78.75	PT5-10-50		
60	W	94.65	PT5-10-60		

Material: steel

Belt Type		T10			
No. of Teeth	Pulley Type	OD (mm)	Product Code		
12	A • B	36.35	PT10-15-12	PT10-25-12	
14	A • B	42.70	PT10-15-14	PT10-25-14	
15	A • B	45.90	PT10-15-15	PT10-25-15	
16	A • B	49.05	PT10-15-16	PT10-25-16	
18	A • B	55.45	PT10-15-18	PT10-25-18	
20	A • B	61.80	PT10-15-20	PT10-25-20	
22	A • B	68.15	PT10-15-22	PT10-25-22	
24	A • B	74.55	PT10-15-24	PT10-25-24	
25	A • B	77.70	PT10-15-25	PT10-25-25	
26	A • B	80.90	PT10-15-26	PT10-25-26	
28	A • B	87.25	PT10-15-28	PT10-25-28	
30	A • B	93.65	PT10-15-30	PT10-25-30	
32	A • B	100.00	PT10-15-32	PT10-25-32	
36	A • B	112.75	PT10-15-36	PT10-25-36	
40	A • B	125.45	PT10-15-40	PT10-25-40	
44	W	138.20	PT10-15-44	PT10-25-44	
48	W	150.95	PT10-15-48	PT10-25-48	
50	W	157.30	PT10-15-50	PT10-25-50	
60	W	189.10	PT10-15-60	PT10-25-60	

Material: steel

# green eco® Series


Environmental-friendly rubber timing belts with EPDM compound rubber use.

- Excellent ozone resistance.
- Less dispersion of rubber dust.



## Standard Dimensions and Product Code

Belt Type	Standard Dimensions	Product Code
MXL	<p>① 0.08" (2.032mm) ② 0.6mm ③ 0.51mm</p>	<p><b>125MXL12.7</b></p> <p>No. of Teeth   Belt Type   Belt Width(mm)</p>
XL	<p>① 5.08mm ② 1.0mm ③ 1.27mm</p>	<p><b>120 XL037</b></p> <p>Belt Length (inch) x10   Belt Type   Belt Width (inch) x100</p>
S2M	<p>① 2.0mm ② 0.6mm ③ 0.76mm</p>	<p><b>40S2M160</b></p> <p>Belt Width (mm) x10   Belt Type   Nominal Length (mm)</p>
S3M	<p>① 3.0mm ② 0.8mm ③ 1.14mm</p>	<p><b>100S3M459</b></p> <p>Belt Width (mm) x10   Belt Type   Nominal Length (mm)</p>
ST1.0	<p>① 1.0mm ② 0.63mm ③ 0.34mm</p>	<p><b>242ST1.0—3.2</b></p> <p>No. of Teeth   Belt Type   Belt Width(mm)</p>
ST1.5	<p>① 1.5mm ② 0.6mm ③ 0.56mm</p>	<p><b>166ST1.5—4.0</b></p> <p>No. of Teeth   Belt Type   Belt Width(mm)</p>
ST2.0	<p>① 2.0mm ② 0.6mm ③ 0.75mm</p>	<p><b>166ST2.0—4.0</b></p> <p>No. of Teeth   Belt Type   Belt Width(mm)</p>
ST55	<p>① 1/18" (1.411mm) ② 0.6mm ③ 0.56mm</p>	<p><b>510ST55—4.0</b></p> <p>No. of Teeth   Belt Type   Belt Width(mm)</p>
ST80	<p>① 1/12.5" (2.032mm) ② 0.5mm ③ 0.75mm</p>	<p><b>510ST80—4.0</b></p> <p>No. of Teeth   Belt Type   Belt Width(mm)</p>
ST83	<p>① 1/12" (2.117mm) ② 0.5mm ③ 0.75mm</p>	<p><b>510ST83—4.0</b></p> <p>No. of Teeth   Belt Type   Belt Width(mm)</p>
ST111	<p>① 1/9" (2.822mm) ② 0.6mm ③ 0.75mm</p>	<p><b>261ST111—3.2</b></p> <p>No. of Teeth   Belt Type   Belt Width(mm)</p>



# LONG-SPAN Timing Belt (Open-End & Endless)

This belt is for long-span linear drives and light-duty synchronous transmission and transportation.

- Freer design possible as the length can be extended.

## • Rubber Timing Belt

### Size Range for Open-End

Trapezoidal tooth (MXL, XL, L, H) (Unit: m)

Belt Type	Width (mm)	6.4	9.5	12.7	19.1	25.4	38.1
	Inch. x100	025	037	050	075	100	150
MXL		67	44	34	—	—	—
XL		129	86	64	—	—	—
L		—	—	72	47	34	—
H		—	—	129	86	63	41

• Please order by above length unit.

Round tooth (S2M, S3M, S5M, S8M, S14M) (Unit: m)

Belt Type	Width (mm)	4	6	10	15	20	25	30	40	50	60
	S2M		89	58	35	—	—	—	—	—	—
S3M		—	110	65	43	—	—	—	—	—	—
S5M		—	—	78	50	87	68	—	—	—	—
S8M		—	—	124	82	60	48	55	39	30	24
S14M		—	—	—	—	—	58	48	34	27	—

• Please order by above length unit.

### Size Range for Endless

• Please take the tension limit as around 1/2 that of common sized timing belt.

Belt Type	Belt Width (mm)		Maximum Belt Length (mm)
	Minimum	Maximum	
L	12.7	355	20.0
H	19.1	343	20.0
XH	50.8	406	20.0
XXH	50.8	406	20.0
S8M	19.1	342	20.0
S14M	50.0	406	20.0

## • Thermosetting Polyurethane Timing Belt

### Size Range for Open-End

Trapezoidal tooth (T80, XL, L) (Unit: m)

Belt Type	Width (mm)	6.4	9.5	12.7	19.1
	Inch	025	037	050	075
MXL		52	35	—	—
XL		71	48	36	17
L		—	51	38	10

Trapezoidal tooth (T5, T10) (Unit: m)

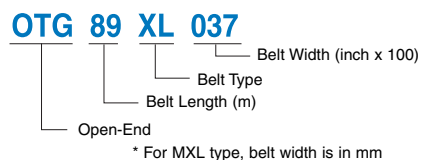
Belt Type	Width (mm)	5	10	15	20	25
	T5		87	44	29	—
T10		—	49	32	17	13

Round tooth (S2M, S3M) (Unit: m)

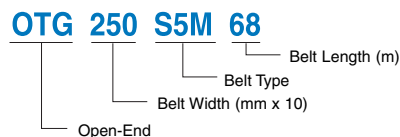
Belt Type	Width (mm)	4	5	6	10	15	20	25
	S2M		99	80	67	—	—	—
S3M		—	98	82	50	33	—	—

### Example

- ① Trapezoidal tooth (MXL\*, XL, L, H)

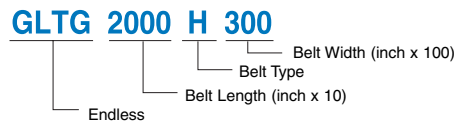


- ② Round tooth (S2M, S3M, S5M, S8M, S14M)

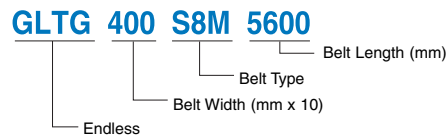


### Example

- ① Trapezoidal tooth (L, H, XH, XXH)

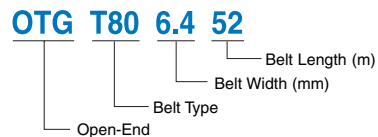


- ② Round tooth (S8M, S14M)

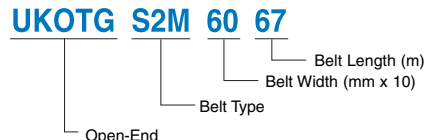


### Example

- ① Trapezoidal tooth (T80, T5, T10, XL\*, L\*)



- ② Round tooth (S2M, S3M)



# FREESPAN® Belt

## • Characteristics

1. Suitable for synchronous transportation and light-duty power transmission requiring positioning.
2. Possible to mold various shapes and profiles and to add special cover on back surface of belt.
3. Application for long-span reciprocating and revolving motion.
4. Belt length can be set freely up to 100 meters.

## • Belt Type

### 1. Endless Type

For long-span revolving movement.



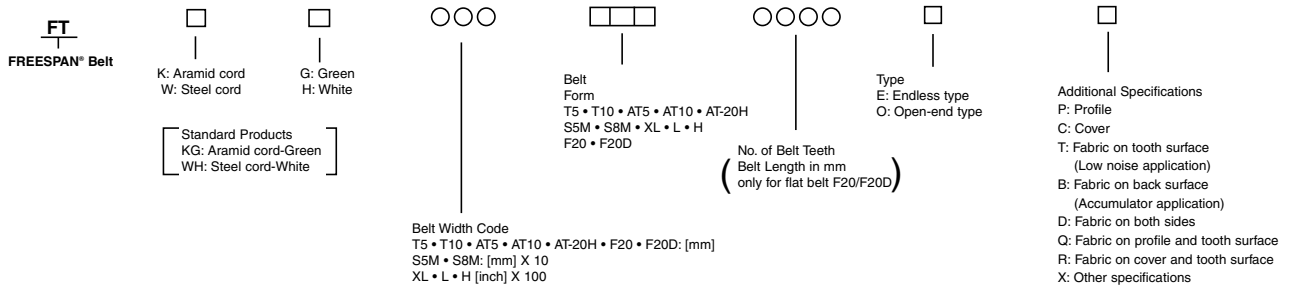
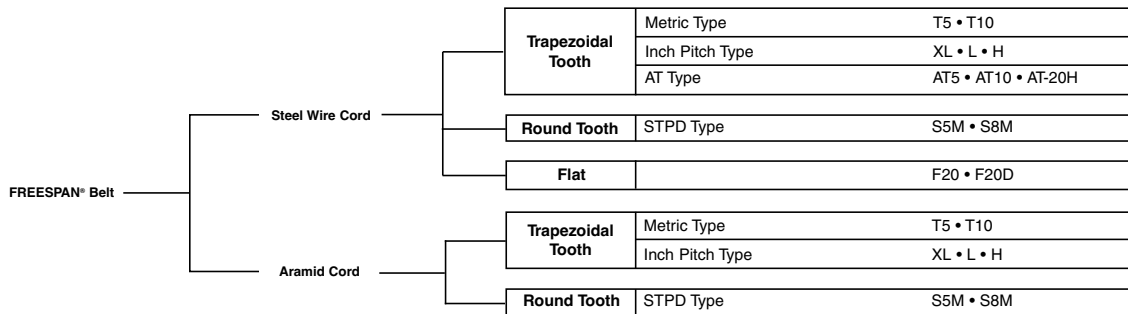
- For operation requires flex resistance, endless type with aramid cord is recommended.

### 2. Open-End Type

For reciprocation movement.



- When clamping the belt, ensure to mesh at least 6 teeth at each side (8 teeth and above for AT-20H).



Belt Form	T5	T10	AT5	AT10	AT-20H	XL																																																																																						
Belt Cross-Sectional Dimensions																																																																																												
Belt Width (mm) & Width Code	<table border="1"> <tr><td>Belt Width</td><td>Width Code</td></tr> <tr><td>10</td><td>10</td></tr> <tr><td>15</td><td>15</td></tr> <tr><td>20</td><td>20</td></tr> <tr><td>25</td><td>25</td></tr> <tr><td>30</td><td>30</td></tr> <tr><td>40</td><td>40</td></tr> </table>	Belt Width	Width Code	10	10	15	15	20	20	25	25	30	30	40	40	<table border="1"> <tr><td>Belt Width</td><td>Width Code</td></tr> <tr><td>15</td><td>15</td></tr> <tr><td>20</td><td>20</td></tr> <tr><td>25</td><td>25</td></tr> <tr><td>30</td><td>30</td></tr> <tr><td>40</td><td>40</td></tr> <tr><td>50</td><td>50</td></tr> <tr><td>75</td><td>75</td></tr> <tr><td>100</td><td>100</td></tr> </table>	Belt Width	Width Code	15	15	20	20	25	25	30	30	40	40	50	50	75	75	100	100	<table border="1"> <tr><td>Belt Width</td><td>Width Code</td></tr> <tr><td>10</td><td>10</td></tr> <tr><td>15</td><td>15</td></tr> <tr><td>20</td><td>20</td></tr> <tr><td>25</td><td>25</td></tr> <tr><td>30</td><td>30</td></tr> <tr><td>40</td><td>40</td></tr> <tr><td>50</td><td>50</td></tr> </table>	Belt Width	Width Code	10	10	15	15	20	20	25	25	30	30	40	40	50	50	<table border="1"> <tr><td>Belt Width</td><td>Width Code</td></tr> <tr><td>15</td><td>15</td></tr> <tr><td>20</td><td>20</td></tr> <tr><td>25</td><td>25</td></tr> <tr><td>30</td><td>30</td></tr> <tr><td>40</td><td>40</td></tr> <tr><td>50</td><td>50</td></tr> <tr><td>75</td><td>75</td></tr> <tr><td>100</td><td>100</td></tr> </table>	Belt Width	Width Code	15	15	20	20	25	25	30	30	40	40	50	50	75	75	100	100	<table border="1"> <tr><td>Belt Width</td><td>Width Code</td></tr> <tr><td>50</td><td>50</td></tr> <tr><td>75</td><td>75</td></tr> <tr><td>100</td><td>100</td></tr> </table>	Belt Width	Width Code	50	50	75	75	100	100	<table border="1"> <tr><td>Belt Width</td><td>Width Code</td></tr> <tr><td>6.4</td><td>025</td></tr> <tr><td>9.5</td><td>037</td></tr> <tr><td>12.7</td><td>050</td></tr> <tr><td>19.1</td><td>075</td></tr> <tr><td>25.4</td><td>100</td></tr> </table>	Belt Width	Width Code	6.4	025	9.5	037	12.7	050	19.1	075	25.4	100
Belt Width	Width Code																																																																																											
10	10																																																																																											
15	15																																																																																											
20	20																																																																																											
25	25																																																																																											
30	30																																																																																											
40	40																																																																																											
Belt Width	Width Code																																																																																											
15	15																																																																																											
20	20																																																																																											
25	25																																																																																											
30	30																																																																																											
40	40																																																																																											
50	50																																																																																											
75	75																																																																																											
100	100																																																																																											
Belt Width	Width Code																																																																																											
10	10																																																																																											
15	15																																																																																											
20	20																																																																																											
25	25																																																																																											
30	30																																																																																											
40	40																																																																																											
50	50																																																																																											
Belt Width	Width Code																																																																																											
15	15																																																																																											
20	20																																																																																											
25	25																																																																																											
30	30																																																																																											
40	40																																																																																											
50	50																																																																																											
75	75																																																																																											
100	100																																																																																											
Belt Width	Width Code																																																																																											
50	50																																																																																											
75	75																																																																																											
100	100																																																																																											
Belt Width	Width Code																																																																																											
6.4	025																																																																																											
9.5	037																																																																																											
12.7	050																																																																																											
19.1	075																																																																																											
25.4	100																																																																																											

Belt Form	L	H	S5M	S8M	F20	F20D																																																																																												
Belt Cross-Sectional Dimensions																																																																																																		
Belt Width (mm) & Width Code	<table border="1"> <tr><td>Belt Width</td><td>Width Code</td></tr> <tr><td>12.7</td><td>050</td></tr> <tr><td>19.1</td><td>075</td></tr> <tr><td>25.4</td><td>100</td></tr> <tr><td>38.1</td><td>150</td></tr> <tr><td>50.8</td><td>200</td></tr> <tr><td>101.6</td><td>400</td></tr> </table>	Belt Width	Width Code	12.7	050	19.1	075	25.4	100	38.1	150	50.8	200	101.6	400	<table border="1"> <tr><td>Belt Width</td><td>Width Code</td></tr> <tr><td>19.1</td><td>075</td></tr> <tr><td>25.4</td><td>100</td></tr> <tr><td>38.1</td><td>150</td></tr> <tr><td>50.8</td><td>200</td></tr> <tr><td>76.2</td><td>300</td></tr> <tr><td>101.6</td><td>400</td></tr> </table>	Belt Width	Width Code	19.1	075	25.4	100	38.1	150	50.8	200	76.2	300	101.6	400	<table border="1"> <tr><td>Belt Width</td><td>Width Code</td></tr> <tr><td>10</td><td>100</td></tr> <tr><td>15</td><td>150</td></tr> <tr><td>20</td><td>200</td></tr> <tr><td>25</td><td>250</td></tr> <tr><td>30</td><td>300</td></tr> <tr><td>50</td><td>500</td></tr> </table>	Belt Width	Width Code	10	100	15	150	20	200	25	250	30	300	50	500	<table border="1"> <tr><td>Belt Width</td><td>Width Code</td></tr> <tr><td>15</td><td>150</td></tr> <tr><td>20</td><td>200</td></tr> <tr><td>25</td><td>250</td></tr> <tr><td>30</td><td>300</td></tr> <tr><td>40</td><td>400</td></tr> <tr><td>50</td><td>500</td></tr> <tr><td>75</td><td>750</td></tr> <tr><td>100</td><td>10000</td></tr> </table>	Belt Width	Width Code	15	150	20	200	25	250	30	300	40	400	50	500	75	750	100	10000	<table border="1"> <tr><td>Belt Width</td><td>Width Code</td></tr> <tr><td>15</td><td>15</td></tr> <tr><td>20</td><td>20</td></tr> <tr><td>25</td><td>25</td></tr> <tr><td>40</td><td>40</td></tr> <tr><td>50</td><td>50</td></tr> <tr><td>75</td><td>75</td></tr> <tr><td>100</td><td>100</td></tr> </table>	Belt Width	Width Code	15	15	20	20	25	25	40	40	50	50	75	75	100	100	<table border="1"> <tr><td>Belt Width</td><td>Width Code</td></tr> <tr><td>15</td><td>15</td></tr> <tr><td>20</td><td>20</td></tr> <tr><td>25</td><td>25</td></tr> <tr><td>40</td><td>40</td></tr> <tr><td>50</td><td>50</td></tr> <tr><td>75</td><td>75</td></tr> <tr><td>100</td><td>100</td></tr> </table>	Belt Width	Width Code	15	15	20	20	25	25	40	40	50	50	75	75	100	100
Belt Width	Width Code																																																																																																	
12.7	050																																																																																																	
19.1	075																																																																																																	
25.4	100																																																																																																	
38.1	150																																																																																																	
50.8	200																																																																																																	
101.6	400																																																																																																	
Belt Width	Width Code																																																																																																	
19.1	075																																																																																																	
25.4	100																																																																																																	
38.1	150																																																																																																	
50.8	200																																																																																																	
76.2	300																																																																																																	
101.6	400																																																																																																	
Belt Width	Width Code																																																																																																	
10	100																																																																																																	
15	150																																																																																																	
20	200																																																																																																	
25	250																																																																																																	
30	300																																																																																																	
50	500																																																																																																	
Belt Width	Width Code																																																																																																	
15	150																																																																																																	
20	200																																																																																																	
25	250																																																																																																	
30	300																																																																																																	
40	400																																																																																																	
50	500																																																																																																	
75	750																																																																																																	
100	10000																																																																																																	
Belt Width	Width Code																																																																																																	
15	15																																																																																																	
20	20																																																																																																	
25	25																																																																																																	
40	40																																																																																																	
50	50																																																																																																	
75	75																																																																																																	
100	100																																																																																																	
Belt Width	Width Code																																																																																																	
15	15																																																																																																	
20	20																																																																																																	
25	25																																																																																																	
40	40																																																																																																	
50	50																																																																																																	
75	75																																																																																																	
100	100																																																																																																	

\* For F20D, only 40 available

\* Maximum and minimum lengths of endless type are 100m and 700mm respectively. However, maximum length is 50m for the types with fabric on teeth side, back side and both sides.  
 \* Except T5, AT5, XL and S5M, all timing belts can be laminated with high friction urethane, PVC or felt on backside.  
 \* Compared to non-fabric type, belts with fabric are more slippery and noiseless.

# II Frictional Forced Power Transmission Belt

1. Conventional V-Belt .....	P. 30
2. Triplex® Rawedge Cogged V-Belt .....	P. 31 & 32
3. Conventional Banded .....	P. 33 & 34
4. Triplex® Rawedge Cogged Banded .....	P. 35
5. Maxstar Wedge® V-Belt	
Maxstar Wedge Supreme® .....	P. 36
6. Maxstar Wedge® Narrow Banded .....	P. 37 & 38
7. Multi Super Wedge II .....	P. 39 & 40
8. Maxstar Wedge Supreme® Narrow Cogged Banded .....	P. 41
9. FHP V-Belt .....	P. 42
10. MBL Super KB® Premium FHP Belt .....	P. 43
11. Narrow V-Belt for DIN 7753-ISO 4184 .....	P. 44
12. Double Angle Belt .....	P. 45
13. Ribstar® Belt G (Rubber V-Ribbed Belt) .....	P. 46
14. SUPER VS® Belt (Variable Speed Belt) .....	P. 47
15. Flexstar® Belt .....	P. 48
16. Super Flexstar® Belt .....	P. 49
17. Polymax® Belt .....	P. 50
18. MB Belt® (Polyurethane V-Belt) .....	P. 51
19. STARROPE®/SUPER STARROPE®/PRENE V-ROPE/ PRENE HEXAGONAL-ROPE .....	P. 52
20. Flat Belt .....	P. 53
21. Flexstar® Belt J .....	P. 54



# Conventional V-Belt

This type is most commonly used as a means for power transmission. Therefore, it is economic and available in the market. Also, it is easily replaced.

- Our "SET-FREE®" system for multiple belt usage is very effective to reduce dimensional differences of each belt.
- Conventional V-Belt is a heavy-duty power transmission belt, which has heat, oil and flex resistance as well as a high antistatic property.

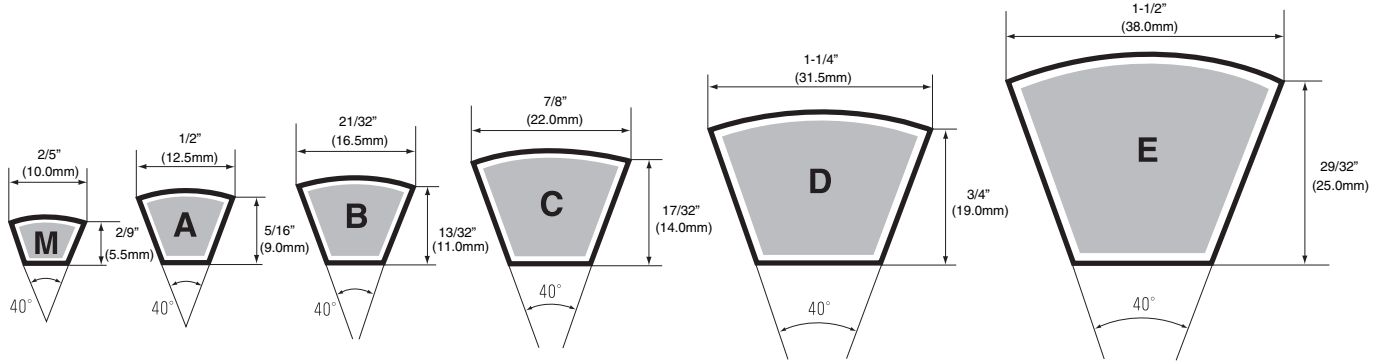
## Product Code

**A-50**

Belt Type **A** Belt Code (inch) **50**

• Belt code indicates nominal length of the belt in inches.  
(For M type, length is outer circumference)

## Cross-Sectional Dimensions




(Note) Above dimensions are nominal values.

## Standard Belt Sizes

M Type (No.)	A Type (No.)			B Type (No.)			C Type (No.)			D Type (No.)	E Type (No.)
★ 20	★ 20	★ 60	★ 100	25	★ 65	★ 112	40	86	★ 190	★ 100	180
★ 21	★ 21	★ 61	★ 102	26	★ 66	★ 115	42	87	★ 200	★ 105	210
★ 22	★ 22	★ 62	★ 105	27	★ 67	★ 118	★ 45	★ 88	★ 210	★ 110	240
★ 23	★ 23	★ 63	★ 108	28	★ 68	★ 120	★ 48	89	★ 220	★ 115	270
★ 24	★ 24	★ 64	★ 110	29	★ 69	★ 122	★ 50	★ 90	★ 230	★ 120	300
★ 25	★ 25	★ 65	★ 112	★ 30	★ 70	★ 125	51	91	★ 240	★ 125	330
★ 26	★ 26	★ 66	★ 115	★ 31	★ 71	★ 128	★ 52	★ 92	★ 250	★ 130	360
★ 27	★ 27	★ 67	★ 118	★ 32	★ 72	★ 130	53	93	260	★ 135	390
★ 28	★ 28	★ 68	★ 120	★ 33	★ 73	★ 132	★ 54	94	270	★ 140	420
★ 29	★ 29	★ 69	★ 122	★ 34	★ 74	★ 135	★ 55	★ 95	★ 96	★ 145	
★ 30	30	★ 70	★ 125	★ 35	★ 75	★ 138	56			★ 150	
★ 31	31	★ 71	★ 128	★ 36	★ 76	★ 140	57	97		★ 155	
★ 32	32	★ 72	★ 130	★ 37	★ 77	★ 145	★ 58	★ 98		★ 160	
★ 33	33	★ 73	★ 135	★ 38	★ 78	★ 150	59	99		★ 165	
★ 34	34	★ 74	★ 140	★ 39	★ 79	★ 155	★ 60	★ 100		★ 170	
★ 35	35	★ 75	★ 145	★ 40	★ 80	★ 160	61	★ 102		★ 180	
★ 36	36	★ 76	★ 150	★ 41	★ 81	★ 165	★ 62	★ 105		★ 190	
★ 37	37	★ 77	★ 155	★ 42	★ 82	★ 170	63	★ 108		★ 200	
★ 38	38	★ 78	★ 160	★ 43	★ 83	★ 180	64	★ 110		★ 210	
★ 39	39	★ 79	165	★ 44	★ 84	★ 190	★ 65	★ 112		★ 220	
								★ 115			
★ 40	★ 40	★ 80	★ 170	★ 45	★ 85	★ 200				★ 230	
★ 41	★ 41	★ 81	★ 180	★ 46	★ 86	★ 210				★ 240	
★ 42	★ 42	★ 82		★ 47	★ 87		67	★ 118		★ 250	
★ 43	★ 43	★ 83		★ 48	★ 88		★ 68	★ 120		★ 260	
★ 44	★ 44	★ 84		★ 49	★ 89		69	★ 122		★ 270	
★ 45	★ 45	★ 85		★ 50	★ 90		★ 70	★ 125		★ 280	
★ 46	★ 46	★ 86		★ 51	★ 91		71	★ 128		★ 300	
★ 47	★ 47	★ 87		★ 52	★ 92		★ 72	★ 130		★ 300	
★ 48	★ 48	★ 88		★ 53	★ 93		73	★ 132		★ 310	
★ 49	★ 49	★ 89		★ 54	★ 94		74	★ 135		★ 330	
							★ 75	★ 138		360	
								★ 140			
★ 50	★ 50	★ 90		★ 55	★ 95						
	★ 51	★ 91		★ 56	★ 96		77	★ 142			
	★ 52	★ 92		★ 57	★ 97		★ 78	★ 145			
	★ 53	★ 93		★ 58	★ 98		79	★ 148			
	★ 54	★ 94		★ 59	★ 99		★ 80	★ 150			
	★ 55	★ 95		★ 60	★ 100		81	★ 155			
	★ 56	★ 96		★ 61	★ 102		★ 82	★ 160			
	★ 57	★ 97		★ 62	★ 105		83	★ 165			
( * 10 )	★ 58	★ 98	( * 11 )	★ 63	★ 108	( * 13 )	84	★ 170	( * 24 )	( * 96 )	
)	★ 59	★ 99	)	★ 64	★ 110	* 660 )	★ 85	★ 180	* 660 )	)	* 660 )
* 120 )			* 370 )								

\*: Manufacturable sizes - please contact us for availability.





# Triplex® Rawedge Cogged V-Belt

Widely-used power transmission belt.  
Cost efficient, readily available, easily changeable.

Product Code

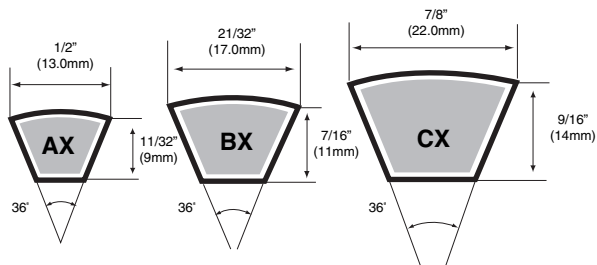
**AX - 40**

Belt Type

Belt Code (inch)

• Belt code is nominal length in inches.

## Cross-Sectional Dimensions



## Standard Belt Sizes

AX					
Belt Code	Outside Length (Inch)	Belt Code	Outside Length (Inch)	Belt Code	Outside Length (Inch)
AX 20	22.1	AX 61	63.1	AX 102	104.1
AX 21	23.1	AX 62	64.1	AX 103	105.1
AX 22	24.1	AX 63	65.1	AX 104	106.1
AX 23	25.1	AX 64	66.1	AX 105	107.1
AX 24	26.1	AX 65	67.1	AX 106	108.1
AX 25	27.1	AX 66	68.1	AX 107	109.1
AX 26	28.1	AX 67	69.1	AX 108	110.1
AX 27	29.1	AX 68	70.1	AX 109	111.1
AX 28	30.1	AX 69	71.1	AX 110	112.1
AX 29	31.1	AX 70	72.1	AX 112	114.1
AX 30	32.1	AX 71	73.1	AX 115	117.1
AX 31	33.1	AX 72	74.1	AX 116	118.1
AX 32	34.1	AX 73	75.1	AX 118	120.1
AX 33	35.1	AX 74	76.1	AX 120	122.1
AX 34	36.1	AX 75	77.1	AX 122	124.1
AX 35	37.1	AX 76	78.1	AX 124	126.1
AX 36	38.1	AX 77	79.1	AX 125	127.1
AX 37	39.1	AX 78	80.1	AX 128	130.1
AX 38	40.1	AX 79	81.1	AX 130	132.1
AX 39	41.1	AX 80	82.1	AX 134	136.1
AX 40	42.1	AX 81	83.1	AX 135	137.1
AX 41	43.1	AX 82	84.1	AX 136	138.1
AX 42	44.1	AX 83	85.1	AX 140	142.1
AX 43	45.1	AX 84	86.1	AX 144	146.1
AX 44	46.1	AX 85	87.1	AX 150	152.1
AX 45	47.1	AX 86	88.1	AX 158	160.1
AX 46	48.1	AX 87	89.1	AX 160	162.1
AX 47	49.1	AX 88	90.1	AX 162	164.1
AX 48	50.1	AX 89	91.1	AX 165	167.1
AX 49	51.1	AX 90	92.1	AX 167	169.1
AX 50	52.1	AX 91	93.1	AX 170	172.1
AX 51	53.1	AX 92	94.1	AX 173	173.1
AX 52	54.1	AX 93	95.1	AX 176	178.1
AX 53	55.1	AX 94	96.1	AX 180	182.1
AX 54	56.1	AX 95	97.1	AX 185	187.1
AX 55	57.1	AX 96	98.1	AX 187	189.1
AX 56	58.1	AX 97	99.1	AX 190	192.1
AX 57	59.1	AX 98	100.1	AX 195	197.1
AX 58	60.1	AX 99	101.1	AX 197	199.1
AX 59	61.1	AX 100	102.1	AX 200	202.1
AX 60	62.1	AX 101	103.1		

All dimensions are nominal value.

☐ : Available sizes for raw edge cogged belt AX.

# Triplex® Rawedge Cogged V-Belt

II Frictional Forced Power Transmission Belt

BX					
Belt Code	Outside Length (Inch)	Belt Code	Outside Length (Inch)	Belt Code	Outside Length (Inch)
BX 20	22.8	BX 78	80.8	BX 155	157.8
BX 21	23.8	BX 79	81.8	BX 156	158.8
BX 22	24.8	BX 80	82.8	BX 158	160.8
BX 23	25.8	BX 81	83.8	BX 160	162.8
BX 24	26.8	BX 82	84.8	BX 162	164.8
BX 25	27.8	BX 83	85.8	BX 164	166.8
BX 26	28.8	BX 84	86.8	BX 165	167.8
BX 27	29.8	BX 85	87.8	BX 166	168.8
BX 28	30.8	BX 86	88.8	BX 169	171.8
BX 29	31.8	BX 87	89.8	BX 170	172.8
BX 30	32.8	BX 88	90.8	BX 173	175.8
BX 31	33.8	BX 89	91.8	BX 175	177.8
BX 32	34.8	BX 90	92.8	BX 177	179.8
BX 33	35.8	BX 91	93.8	BX 180	182.8
BX 34	36.8	BX 92	94.8	BX 185	187.8
BX 35	37.8	BX 93	95.8	BX 188	190.8
BX 36	38.8	BX 94	96.8	BX 190	192.8
BX 37	39.8	BX 95	97.8	BX 192	194.8
BX 38	40.8	BX 96	98.8	BX 195	197.8
BX 39	41.8	BX 97	99.8	BX 197	199.8
BX 40	42.8	BX 98	100.8	BX 200	202.8
BX 41	43.8	BX 99	101.8	BX 204	206.8
BX 42	44.8	BX 100	102.8	BX 205	207.8
BX 43	45.8	BX 101	103.8	BX 210	212.8
BX 44	46.8	BX 102	104.8	BX 215	217.3
BX 45	47.8	BX 103	105.8	BX 218	220.3
BX 46	48.8	BX 104	106.8	BX 220	222.3
BX 47	49.8	BX 105	107.8	BX 225	227.3
BX 48	50.8	BX 106	108.8	BX 228	230.3
BX 49	51.8	BX 107	109.8	BX 230	232.3
BX 50	52.8	BX 108	110.8	BX 232	234.3
BX 51	53.8	BX 110	112.8	BX 236	238.3
BX 52	54.8	BX 112	114.8	BX 238	240.3
BX 53	55.8	BX 114	116.8	BX 240	242.3
BX 54	56.8	BX 115	117.8	BX 245	247.3
BX 55	57.8	BX 116	118.8	BX 248	250.3
BX 56	58.8	BX 117	119.8	BX 250	252.3
BX 57	59.8	BX 118	120.8	BX 255	257.3
BX 58	60.8	BX 120	122.8	BX 260	262.3
BX 59	61.8	BX 122	124.8	BX 264	266.3
BX 60	62.8	BX 124	126.8	BX 268	270.3
BX 61	63.8	BX 125	127.8	BX 270	272.3
BX 62	64.8	BX 126	128.8	BX 276	278.3
BX 63	65.8	BX 128	130.8	BX 280	272.3
BX 64	66.8	BX 130	132.8	BX 290	292.3
BX 65	67.8	BX 132	134.8	BX 300	302.3
BX 66	68.8	BX 133	135.8	BX 310	312.3
BX 67	69.8	BX 134	136.8	BX 320	322.3
BX 68	70.8	BX 135	137.8	BX 330	332.3
BX 69	71.8	BX 136	138.8	BX 340	342.3
BX 70	72.8	BX 138	140.8	BX 350	352.3
BX 71	73.8	BX 140	142.8	BX 360	362.3
BX 72	74.8	BX 142	144.8	BX 370	372.3
BX 73	75.8	BX 144	146.8	BX 380	382.3
BX 74	76.8	BX 146	148.8	BX 390	392.3
BX 75	77.8	BX 148	150.8	BX 400	402.3
BX 76	78.8	BX 150	152.8		
BX 77	79.8	BX 152	154.8		

All dimensions are nominal value.

☐ : Available sizes for raw edge cogged belt BX and CX.


CX			
Belt Code	Outside Length (Inch)	Belt Code	Outside Length (Inch)
CX 30	34.2	CX 114	118.2
CX 31	35.2	CX 115	119.2
CX 32	36.2	CX 116	120.2
CX 33	37.2	CX 118	122.2
CX 34	38.2	CX 120	124.2
CX 35	39.2	CX 122	126.2
CX 36	40.2	CX 124	128.2
CX 37	41.2	CX 125	129.2
CX 38	42.2	CX 126	130.2
CX 39	43.2	CX 128	132.2
CX 40	44.2	CX 129	133.2
CX 41	45.2	CX 130	134.2
CX 42	46.2	CX 132	136.2
CX 43	47.2	CX 134	138.2
CX 44	48.2	CX 136	140.2
CX 45	49.2	CX 138	142.2
CX 46	50.2	CX 140	144.2
CX 47	51.2	CX 142	146.2
CX 48	52.2	CX 144	148.2
CX 49	53.2	CX 146	150.2
CX 50	54.2	CX 148	152.2
CX 51	55.2	CX 150	154.2
CX 52	56.2	CX 152	156.2
CX 53	57.2	CX 154	158.2
CX 54	58.2	CX 155	159.2
CX 55	59.2	CX 158	162.2
CX 56	60.2	CX 160	164.2
CX 57	61.2	CX 162	166.2
CX 58	62.2	CX 164	168.2
CX 59	63.2	CX 168	172.2
CX 60	64.2	CX 170	174.2
CX 61	65.2	CX 173	177.2
CX 62	66.2	CX 175	179.2
CX 63	67.2	CX 177	181.2
CX 64	68.2	CX 180	184.2
CX 65	69.2	CX 183	187.2
CX 66	70.2	CX 185	189.2
CX 67	71.2	CX 187	191.2
CX 68	72.2	CX 190	194.2
CX 69	73.2	CX 195	199.2
CX 70	74.2	CX 197	201.2
CX 71	75.2	CX 200	204.2
CX 72	76.2	CX 202	206.2
CX 73	77.2	CX 204	208.2
CX 74	78.2	CX 205	209.2
CX 75	79.2	CX 210	214.2
CX 76	80.2	CX 215	217.2
CX 77	81.2	CX 220	222.2
CX 78	82.2	CX 222	224.2
CX 79	83.2	CX 224	226.2
CX 80	84.2	CX 225	227.2
CX 81	85.2	CX 228	230.2
CX 82	86.2	CX 230	232.2
CX 83	87.2	CX 235	237.2
CX 84	88.2	CX 238	240.2
CX 85	89.2	CX 240	242.2
CX 86	90.2	CX 246	248.2
CX 87	91.2	CX 248	250.2
CX 88	92.2	CX 250	252.2
CX 89	93.2	CX 256	258.2
CX 90	94.2	CX 258	260.2
CX 91	95.2	CX 260	262.2
CX 92	96.2	CX 264	264.2
CX 93	97.2	CX 268	270.2
CX 94	98.2	CX 270	272.2
CX 95	99.2	CX 275	277.2
CX 96	100.2	CX 280	282.2
CX 97	101.2	CX 290	292.2
CX 98	102.2	CX 300	302.2
CX 99	103.2	CX 320	322.2
CX 100	104.2	CX 340	342.2
CX 101	105.2	CX 350	352.2
CX 102	106.2	CX 360	362.2
CX 103	107.2	CX 370	372.2
CX 104	108.2	CX 380	382.2
CX 105	109.2	CX 400	402.2
CX 106	110.2	CX 415	417.2
CX 107	111.2	CX 434	436.2
CX 108	112.2	CX 473	475.2
CX 109	113.2	CX 492	494.2
CX 110	114.2	CX 512	514.2
CX 111	115.2	CX 550	552.2
CX 112	116.2	CX 590	592.2
CX 113	117.2		

Size range: 79" - 660"

# Conventional Banded

All the quality features and benefits of single belts - Plus.

- Designed for tough applications where multiple drive belts are subject to heavy shock and pulsating loads.
- Banding prevents belt whip, belt turnover, vibration and jumping off that may occur with single belts in multiple drive applications.
- Lateral rigidity keeps the belt running in a straight line as it enters the pulley grooves during strong pulsating or shock loads for reduced wear.
- Frictional and wedging principles of the V-Belt drive apply and prevent slip at low tension and low bearing loads.

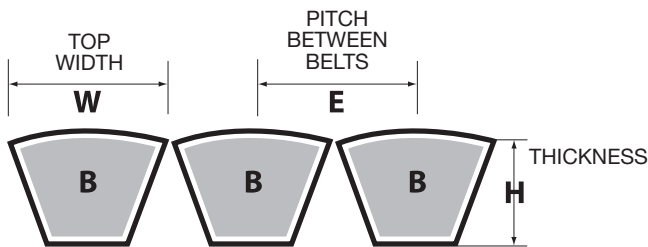


## Cross-Sectional Dimensions

Product Code

**3R B 144**

3R = 3 Ribs  
B = Cross Section  
144 = Nominal Length,  
144.0 inches



Belt Section	Top Width W (Inches)	Thickness H (Inches)	Pitch Between Belts E (Inches)
B	.66	.51	.75
C	.88	.63	1.00
D	1.25	.85	1.46

B											
Belt No.	Outside Length (Inch)	Belt No.	Outside Length (Inch)	Belt No.	Outside Length (Inch)	Belt No.	Outside Length (Inch)	Belt No.	Outside Length (Inch)	Belt No.	Outside Length (Inch)
2R B 55	57.8	2R B 71	73.8	2R B 83	85.8	2R B 100	102.8	2R B 120	122.8	2R B 180	182.8
3R B 55	57.8	3R B 71	73.8	3R B 83	85.8	3R B 100	102.8	3R B 120	122.8	3R B 180	182.8
4R B 55	57.8	4R B 71	73.8	4R B 83	85.8	4R B 100	102.8	4R B 120	122.8	4R B 180	182.8
5R B 55	57.8	5R B 71	73.8	5R B 83	85.8	5R B 100	102.8	5R B 120	122.8	5R B 180	182.8
2R B 60	62.8	2R B 72	74.8	2R B 85	87.8	2R B 103	105.8	2R B 124	126.8	2R B 195	197.8
3R B 60	62.8	3R B 72	74.8	3R B 85	87.8	3R B 103	105.8	3R B 124	126.8	3R B 195	197.8
4R B 60	62.8	4R B 72	74.8	4R B 85	87.8	4R B 103	105.8	4R B 124	126.8	4R B 195	197.8
5R B 60	62.8	5R B 72	74.8	5R B 85	87.8	5R B 103	105.8	5R B 124	126.8	5R B 195	197.8
2R B 61	63.8	2R B 73	75.8	2R B 86	88.8	2R B 104	106.8	2R B 128	130.8	2R B 210	212.8
3R B 61	63.8	3R B 73	75.8	3R B 86	88.8	3R B 104	106.8	3R B 128	130.8	3R B 210	212.8
4R B 61	63.8	4R B 73	75.8	4R B 86	88.8	4R B 104	106.8	4R B 128	130.8	4R B 210	212.8
5R B 61	63.8	5R B 73	75.8	5R B 86	88.8	5R B 104	106.8	5R B 128	130.8	5R B 210	212.8
2R B 62	64.8	2R B 74	76.8	2R B 87	89.8	2R B 105	107.8	2R B 133	135.8	2R B 225	226.3
3R B 62	64.8	3R B 74	76.8	3R B 87	89.8	3R B 105	107.8	3R B 133	135.8	3R B 225	226.3
4R B 62	64.8	4R B 74	76.8	4R B 87	89.8	4R B 105	107.8	4R B 133	135.8	4R B 225	226.3
5R B 62	64.8	5R B 74	76.8	5R B 87	89.8	5R B 105	107.8	5R B 133	135.8	5R B 225	226.3
2R B 63	65.8	2R B 75	77.8	2R B 88	90.8	2R B 107	109.8	2R B 136	138.8	2R B 240	241.3
3R B 63	65.8	3R B 75	77.8	3R B 88	90.8	3R B 107	109.8	3R B 136	138.8	3R B 240	241.3
4R B 63	65.8	4R B 75	77.8	4R B 88	90.8	4R B 107	109.8	4R B 136	138.8	4R B 240	241.3
5R B 63	65.8	5R B 75	77.8	5R B 88	90.8	5R B 107	109.8	5R B 136	138.8	5R B 240	241.3
2R B 64	66.8	2R B 77	79.8	2R B 90	92.8	2R B 108	110.8	2R B 144	146.8	2R B 255	256.3
3R B 64	66.8	3R B 77	79.8	3R B 90	92.8	3R B 108	110.8	3R B 144	146.8	3R B 255	256.3
4R B 64	66.8	4R B 77	79.8	4R B 90	92.8	4R B 108	110.8	4R B 144	146.8	4R B 255	256.3
5R B 64	66.8	5R B 77	79.8	5R B 90	92.8	5R B 108	110.8	5R B 144	146.8	5R B 255	256.3
2R B 65	67.8	2R B 78	80.8	2R B 93	95.8	2R B 110	112.8	2R B 148	150.8	2R B 270	271.3
3R B 65	67.8	3R B 78	80.8	3R B 93	95.8	3R B 110	112.8	3R B 148	150.8	3R B 270	271.3
4R B 65	67.8	4R B 78	80.8	4R B 93	95.8	4R B 110	112.8	4R B 148	150.8	4R B 270	271.3
5R B 65	67.8	5R B 78	80.8	5R B 93	95.8	5R B 110	112.8	5R B 148	150.8	5R B 270	271.3
2R B 66	68.8	2R B 79	81.8	2R B 95	97.8	2R B 111	113.8	2R B 150	152.8	2R B 285	286.3
3R B 66	68.8	3R B 79	81.8	3R B 95	97.8	3R B 111	113.8	3R B 150	152.8	3R B 285	286.3
4R B 66	68.8	4R B 79	81.8	4R B 95	97.8	4R B 111	113.8	4R B 150	152.8	4R B 285	286.3
5R B 66	68.8	5R B 79	81.8	5R B 95	97.8	5R B 111	113.8	5R B 150	152.8	5R B 285	286.3
2R B 67	69.8	2R B 80	82.8	2R B 96	98.8	2R B 112	114.8	2R B 158	160.8	2R B 300	301.3
3R B 67	69.8	3R B 80	82.8	3R B 96	98.8	3R B 112	114.8	3R B 158	160.8	3R B 300	301.3
4R B 67	69.8	4R B 80	82.8	4R B 96	98.8	4R B 112	114.8	4R B 158	160.8	4R B 300	301.3
5R B 67	69.8	5R B 80	82.8	5R B 96	98.8	5R B 112	114.8	5R B 158	160.8	5R B 300	301.3
2R B 68	70.8	2R B 81	83.8	2R B 97	99.8	2R B 114	116.8	2R B 162	164.8	2R B 315	316.3
3R B 68	70.8	3R B 81	83.8	3R B 97	99.8	3R B 114	116.8	3R B 162	164.8	3R B 315	316.3
4R B 68	70.8	4R B 81	83.8	4R B 97	99.8	4R B 114	116.8	4R B 162	164.8	4R B 315	316.3
5R B 68	70.8	5R B 81	83.8	5R B 97	99.8	5R B 114	116.8	5R B 162	164.8	5R B 315	316.3
2R B 70	72.8	2R B 82	84.8	2R B 99	101.8	2R B 115	117.8	2R B 173	175.8		
3R B 70	72.8	3R B 82	84.8	3R B 99	101.8	3R B 115	117.8	3R B 173	175.8		
4R B 70	72.8	4R B 82	84.8	4R B 99	101.8	4R B 115	117.8	4R B 173	175.8		
5R B 70	72.8	5R B 82	84.8	5R B 99	101.8	5R B 115	117.8	5R B 173	175.8		

# Conventional Banded


C					
Belt No.	Outside Length (Inch)	Belt No.	Outside Length (Inch)	Belt No.	Outside Length (Inch)
2R C 68	72.2	2R C 112	116.2	2R C 240	242.2
3R C 68	72.2	3R C 112	116.2	3R C 240	242.2
4R C 68	72.2	4R C 112	116.2	4R C 240	242.2
5R C 68	72.2	5R C 112	116.2	5R C 240	242.2
2R C 71	75.2	2R C 120	124.2	2R C 255	257.2
3R C 71	75.2	3R C 120	124.2	3R C 255	257.2
4R C 71	75.2	4R C 120	124.2	4R C 255	257.2
5R C 71	75.2	5R C 120	124.2	5R C 255	257.2
2R C 75	79.2	2R C 124	128.2	2R C 270	272.2
3R C 75	79.2	3R C 124	128.2	3R C 270	272.2
4R C 75	79.2	4R C 124	128.2	4R C 270	272.2
5R C 75	79.2	5R C 124	128.2	5R C 270	272.2
2R C 81	85.2	2R C 128	132.2	2R C 285	287.2
3R C 81	85.2	3R C 128	132.2	3R C 285	287.2
4R C 81	85.2	4R C 128	132.2	4R C 285	287.2
5R C 81	85.2	5R C 128	132.2	5R C 285	287.2
2R C 85	89.2	2R C 136	140.2	2R C 300	302.2
3R C 85	89.2	3R C 136	140.2	3R C 300	302.2
4R C 85	89.2	4R C 136	140.2	4R C 300	302.2
5R C 85	89.2	5R C 136	140.2	5R C 300	302.2
2R C 90	94.2	2R C 144	148.2	2R C 315	317.2
3R C 90	94.2	3R C 144	148.2	3R C 315	317.2
4R C 90	94.2	4R C 144	148.2	4R C 315	317.2
5R C 90	94.2	5R C 144	148.2	5R C 315	317.2
2R C 96	100.2	2R C 158	162.2	2R C 330	332.2
3R C 96	100.2	3R C 158	162.2	3R C 330	332.2
4R C 96	100.2	4R C 158	162.2	4R C 330	332.2
5R C 96	100.2	5R C 158	162.2	5R C 330	332.2
2R C 97	101.2	2R C 162	166.2	2R C 345	347.2
3R C 97	101.2	3R C 162	166.2	3R C 345	347.2
4R C 97	101.2	4R C 162	166.2	4R C 345	347.2
5R C 97	101.2	5R C 162	166.2	5R C 345	347.2
2R C 99	103.2	2R C 173	177.2	2R C 360	362.2
3R C 99	103.2	3R C 173	177.2	3R C 360	362.2
4R C 99	103.2	4R C 173	177.2	4R C 360	362.2
5R C 99	103.2	5R C 173	177.2	5R C 360	362.2
2R C 100	104.2	2R C 180	184.2	2R C 390	392.2
3R C 100	104.2	3R C 180	184.2	3R C 390	392.2
4R C 100	104.2	4R C 180	184.2	4R C 390	392.2
5R C 100	104.2	5R C 180	184.2	5R C 390	392.2
2R C 105	109.2	2R C 195	199.2	2R C 420	422.2
3R C 105	109.2	3R C 195	199.2	3R C 420	422.2
4R C 105	109.2	4R C 195	199.2	4R C 420	422.2
5R C 105	109.2	5R C 195	199.2	5R C 420	422.2
2R C 108	112.2	2R C 210	214.2		
3R C 108	112.2	3R C 210	214.2		
4R C 108	112.2	4R C 210	214.2		
5R C 108	112.2	5R C 210	214.2		
2R C 109	113.2	2R C 225	227.2		
3R C 109	113.2	3R C 225	227.2		
4R C 109	113.2	4R C 225	227.2		
5R C 109	113.2	5R C 225	227.2		

D					
Belt No.	Outside Length (Inch)	Belt No.	Outside Length (Inch)	Belt No.	Outside Length (Inch)
3R D 120	125.2	3R D 225	227.7	3R D 360	362.7
4R D 120	125.2	4R D 225	227.7	4R D 360	362.7
5R D 120	125.2	5R D 225	227.7	5R D 360	362.7
3R D 128	133.2	3R D 240	242.7	3R D 390	392.7
4R D 128	133.2	4R D 240	242.7	4R D 390	392.7
5R D 128	133.2	5R D 240	242.7	5R D 390	392.7
3R D 144	149.2	3R D 255	257.7	3R D 420	422.7
4R D 144	149.2	4R D 255	257.7	4R D 420	422.7
5R D 144	149.2	5R D 255	257.7	5R D 420	422.7
3R D 158	163.2	3R D 270	272.7	3R D 450	452.7
4R D 158	163.2	4R D 270	272.7	4R D 450	452.7
5R D 158	163.2	5R D 270	272.7	5R D 450	452.7
3R D 162	167.2	3R D 285	287.7	3R D 480	482.7
4R D 162	167.2	4R D 285	287.7	4R D 480	482.7
5R D 162	167.2	5R D 285	287.7	5R D 480	482.7
3R D 173	178.2	3R D 300	302.7	3R D 540	542.7
4R D 173	178.2	4R D 300	302.7	4R D 540	542.7
5R D 173	178.2	5R D 300	302.7	5R D 540	542.7
3R D 180	185.2	3R D 315	317.7	3R D 600	602.7
4R D 180	185.2	4R D 315	317.7	4R D 600	602.7
5R D 180	185.2	5R D 315	317.7	5R D 600	602.7
3R D 195	200.2	3R D 330	332.7	3R D 660	662.7
4R D 195	200.2	4R D 330	332.7	4R D 660	662.7
5R D 195	200.2	5R D 330	332.7	5R D 660	662.7
3R D 210	215.2	3R D 345	347.7		
4R D 210	215.2	4R D 345	347.7		
5R D 210	215.2	5R D 345	347.7		

# Triplex® Rawedge Cogged Banded

All the quality features and benefits of single belts - Plus.

- Designed for tough applications where multiple drive belts are subject to heavy shock and pulsating loads
- Banding prevents belt whip, belt turnover, vibration and jumping off that may occur with single belts in multiple drive applications.
- Lateral rigidity keeps the belt running in a straight line as it enters the pulley grooves during strong pulsating or shock loads for reduced wear.
- Frictional and wedging principles of the V-Belt drive apply and prevent slip at low tension and low bearing loads.

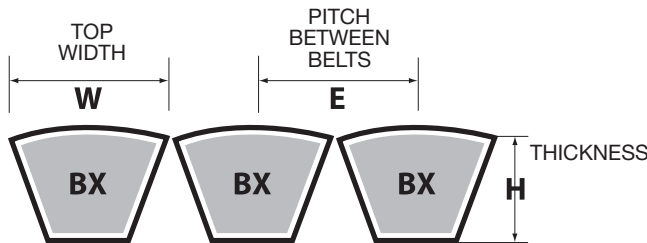


## Cross-Sectional Dimensions

## Product Code

**3R BX 144**

3R = 3 Ribs  
 B = Cross Section  
 X = Rawedge Cogged Construction  
 144 = Nominal Length, 144.0 inches



Belt Section	Top Width W (Inches)	Thickness H (Inches)	Pitch Between Belts E (Inches)
B	.66	.51	.75
C	.88	.63	1.00


BX					
Belt No.	Outside Length (Inch)	Belt No.	Outside Length (Inch)	Belt No.	Outside Length (Inch)
2R BX 97	99.8	2R BX 128	130.8	2R BX 180	182.8
3R BX 97	99.8	3R BX 128	130.8	3R BX 180	182.8
4R BX 97	99.8	4R BX 128	130.8	4R BX 180	182.8
5R BX 97	99.8	5R BX 128	130.8	5R BX 180	182.8
2R BX 105	107.8	2R BX 144	146.8	2R BX 195	197.8
3R BX 105	107.8	3R BX 144	146.8	3R BX 195	197.8
4R BX 105	107.8	4R BX 144	146.8	4R BX 195	197.8
5R BX 105	107.8	5R BX 144	146.8	5R BX 195	197.8
2R BX 112	114.8	2R BX 158	160.8	2R BX 210	212.8
3R BX 112	114.8	3R BX 158	160.8	3R BX 210	212.8
4R BX 112	114.8	4R BX 158	160.8	4R BX 210	212.8
5R BX 112	114.8	5R BX 158	160.8	5R BX 210	212.8
2R BX 120	122.8	2R BX 173	175.8	2R BX 240	242.8
3R BX 120	122.8	3R BX 173	175.8	3R BX 240	242.8
4R BX 120	122.8	4R BX 173	175.8	4R BX 240	242.8
5R BX 120	122.8	5R BX 173	175.8	5R BX 240	242.8

CX					
Belt No.	Outside Length (Inch)	Belt No.	Outside Length (Inch)	Belt No.	Outside Length (Inch)
2R CX 96	100.2	2R CX 144	148.2	2R CX 195	199.2
3R CX 96	100.2	3R CX 144	148.2	3R CX 195	199.2
4R CX 96	100.2	4R CX 144	148.2	4R CX 195	199.2
5R CX 96	100.2	5R CX 144	148.2	5R CX 195	199.2
2R CX 105	109.2	2R CX 158	162.2	2R CX 210	214.2
3R CX 105	109.2	3R CX 158	162.2	3R CX 210	214.2
4R CX 105	109.2	4R CX 158	162.2	4R CX 210	214.2
5R CX 105	109.2	5R CX 158	162.2	5R CX 210	214.2
2R CX 107	111.2	2R CX 162	166.2	2R CX 225	229.2
3R CX 107	111.2	3R CX 162	166.2	3R CX 225	229.2
4R CX 107	111.2	4R CX 162	166.2	4R CX 225	229.2
5R CX 107	111.2	5R CX 162	166.2	5R CX 225	229.2
2R CX 112	116.2	2R CX 173	177.2	2R CX 240	242.2
3R CX 112	116.2	3R CX 173	177.2	3R CX 240	242.2
4R CX 112	116.2	4R CX 173	177.2	4R CX 240	242.2
5R CX 112	116.2	5R CX 173	177.2	5R CX 240	242.2
2R CX 120	124.2	2R CX 180	184.2		
3R CX 120	124.2	3R CX 180	184.2		
4R CX 120	124.2	4R CX 180	184.2		
5R CX 120	124.2	5R CX 180	184.2		
2R CX 128	132.2	2R CX 187	191.2		
3R CX 128	132.2	3R CX 187	191.2		
4R CX 128	132.2	4R CX 187	191.2		
5R CX 128	132.2	5R CX 187	191.2		

# Maxstar Wedge Supreme® Maxstar Wedge® V-Belt

With its unique narrow width, the V-Belt has high power transmission capability.

- Energy-saving and compact design application.
- Possible to operate with maximum speed of 40m/sec.
- Excellent heat resistance and antistatic property.
- Our “set-free” system for multiple belt usage is very effective to reduce dimensional differences of each belt.



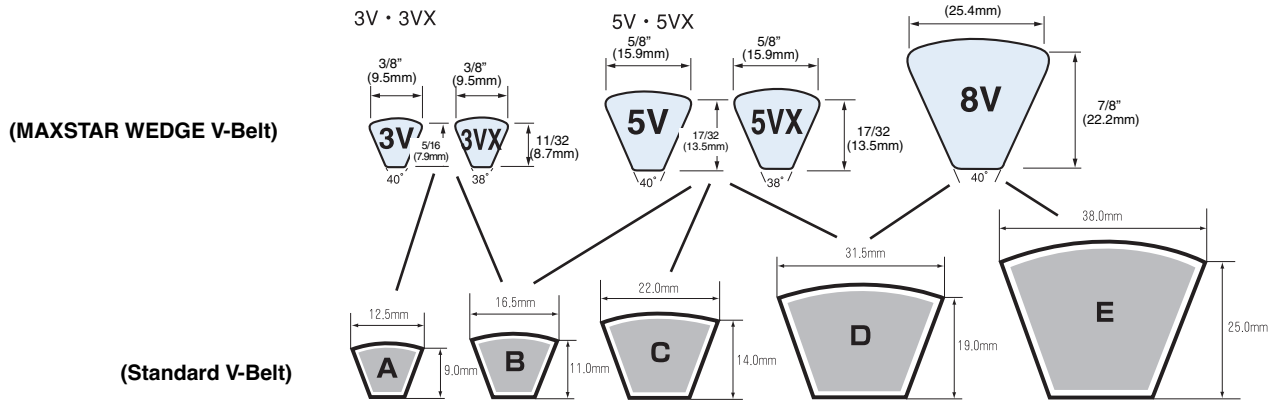
## Product Code

**5V-2000**

Belt Type

Belt Code = Effective Belt Length (inch) x10

## Comparison with Standard Belt



(Note) Above are nominal values.

## Standard Belt Sizes


3V · 3VX		5V · 5VX		8V	
Product Code	Belt Length (Inch)	Product Code	Belt Length (Inch)	Product Code	Belt Length (Inch)
3V 250	25.0	5V 500	50.0	8V 1000	100.0
3V 265	26.5	5V 530	53.0	8V 1060	106.0
3V 280	28.0	5V 560	56.0	8V 1120	112.0
3V 300	30.0	5V 600	60.0	8V 1180	118.0
3V 315	31.5	5V 630	63.0	8V 1250	125.0
3V 335	33.5	5V 670	67.0	8V 1320	132.0
3V 355	35.5	5V 710	71.0	8V 1400	140.0
3V 375	37.5	5V 750	75.0	8V 1500	150.0
3V 400	40.0	5V 800	80.0	8V 1600	160.0
3V 425	42.5	5V 850	85.0	8V 1700	170.0
3V 450	45.0	5V 900	90.0	8V 1800	180.0
3V 475	47.5	5V 950	95.0	8V 1900	190.0
3V 500	50.0	5V 1000	100.0	8V 2000	200.0
3V 530	53.0	5V 1060	106.0	8V 2120	212.0
3V 560	56.0	5V 1120	112.0	8V 2240	224.0
3V 600	60.0	5V 1180	118.0	8V 2360	236.0
3V 630	63.0	5V 1250	125.0	8V 2500	250.0
3V 670	67.0	5V 1320	132.0	8V 2600	260.0
3V 710	71.0	5V 1400	140.0	8V 2800	280.0
3V 750	75.0	5V 1500	150.0	8V 3000	300.0
3V 800	80.0	5V 1600	160.0	8V 3150	315.0
3V 850	85.0	5V 1700	170.0	8V 3350	335.0
3V 900	90.0	5V 1800	180.0	8V 3550	355.0
3V 950	95.0	5V 1900	190.0	8V 3750	375.0
3V 1000	100.0	5V 2000	200.0	8V 4000	400.0
3V 1060	106.0	5V 2120	212.0	8V 4250	425.0
3V 1120	112.0	5V 2240	224.0	8V 4500	450.0
3V 1180	118.0	5V 2360	236.0	8V 4750	475.0
3V 1250	125.0	5V 2500	250.0	8V 5000	500.0
3V 1320	132.0	5V 2650	265.0	8V 5600	560.0
3V 1400	140.0	5V 2800	280.0	8V 6000	600.0
		5V 3000	300.0		
		5V 3150	315.0		
		5V 3350	335.0		
		5V 3550	355.0		

• signifies availability of Multi type MAXSTAR WEDGE Belt. Standard number of ribs is 2, 3, 4, 5 for all types (3V, 5V, 8V). We manufacture only standard sizes.  
 □ : Corresponding sizes for Raw Edge cogged Type "MAXSTAR WEDGE SUPREME" 3VX and 5VX.

# Maxstar Wedge® Narrow Banded

All the quality features and benefits of single belts - Plus.

- Designed for tough applications where multiple drive belts are subject to heavy shock and pulsating loads.
- Banding prevents belt whip, belt turnover, vibration and jumping off that may occur with single belts in multiple drive applications.
- Lateral rigidity keeps the belt running in a straight line as it enters the pulley grooves during strong pulsating or shock loads for reduced wear.
- Frictional and wedging principles of the V-Belt drive apply and prevent slip at low tension and low bearing loads.

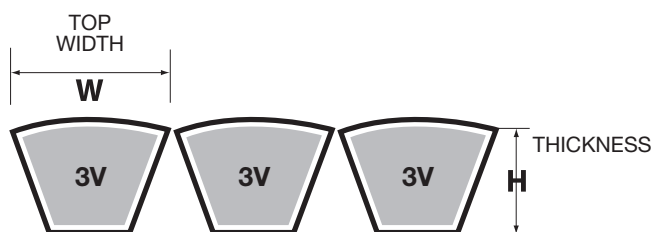


## Cross-Sectional Dimensions

## Product Code

4R 3V 1320

4R = 4 Ribs  
3V = Cross Section  
1320 = Outside Length, 132.0 inches



Belt Section	Top Width W (Inches)	Thickness H (Inches)
3V	3/8	5/16
5V	5/8	17/32
8V	1	7/8

II Frictional Forced Power Transmission Belt

3V					
Belt No.	Outside Length (Inch)	Belt No.	Outside Length (Inch)	Belt No.	Outside Length (Inch)
2R 3V 450	45.0	2R 3V 670	67.0	2R 3V 1000	100.0
3R 3V 450	45.0	3R 3V 670	67.0	3R 3V 1000	100.0
4R 3V 450	45.0	4R 3V 670	67.0	4R 3V 1000	100.0
5R 3V 450	45.0	5R 3V 670	67.0	5R 3V 1000	100.0
2R 3V 475	47.5	2R 3V 710	71.0	2R 3V 1060	106.0
3R 3V 475	47.5	3R 3V 710	71.0	3R 3V 1060	106.0
4R 3V 475	47.5	4R 3V 710	71.0	4R 3V 1060	106.0
5R 3V 475	47.5	5R 3V 710	71.0	5R 3V 1060	106.0
2R 3V 500	50.0	2R 3V 750	75.0	2R 3V 1120	112.0
3R 3V 500	50.0	3R 3V 750	75.0	3R 3V 1120	112.0
4R 3V 500	50.0	4R 3V 750	75.0	4R 3V 1120	112.0
5R 3V 500	50.0	5R 3V 750	75.0	5R 3V 1120	112.0
2R 3V 530	53.0	2R 3V 800	80.0	2R 3V 1180	118.0
3R 3V 530	53.0	3R 3V 800	80.0	3R 3V 1180	118.0
4R 3V 530	53.0	4R 3V 800	80.0	4R 3V 1180	118.0
5R 3V 530	53.0	5R 3V 800	80.0	5R 3V 1180	118.0
2R 3V 560	56.0	2R 3V 850	85.0	2R 3V 1250	125.0
3R 3V 560	56.0	3R 3V 850	85.0	3R 3V 1250	125.0
4R 3V 560	56.0	4R 3V 850	85.0	4R 3V 1250	125.0
5R 3V 560	56.0	5R 3V 850	85.0	5R 3V 1250	125.0
2R 3V 600	60.0	2R 3V 900	90.0	2R 3V 1320	132.0
3R 3V 600	60.0	3R 3V 900	90.0	3R 3V 1320	132.0
4R 3V 600	60.0	4R 3V 900	90.0	4R 3V 1320	132.0
5R 3V 600	60.0	5R 3V 900	90.0	5R 3V 1320	132.0
2R 3V 630	63.0	2R 3V 950	95.0	2R 3V 1400	140.0
3R 3V 630	63.0	3R 3V 950	95.0	3R 3V 1400	140.0
4R 3V 630	63.0	4R 3V 950	95.0	4R 3V 1400	140.0
5R 3V 630	63.0	5R 3V 950	95.0	5R 3V 1400	140.0

# Maxstar Wedge® Narrow Banded

5V						8V					
Belt No.	Outside Length (Inch)	Belt No.	Outside Length (Inch)	Belt No.	Outside Length (Inch)	Belt No.	Outside Length (Inch)	Belt No.	Outside Length (Inch)	Belt No.	Outside Length (Inch)
2R 5V 630	63.0	2R 5V 1180	118.0	2R 5V 2240	224.0	3R 8V 1000	100.0	3R 8V 1800	180.0	3R 8V 3150	315.0
3R 5V 630	63.0	3R 5V 1180	118.0	3R 5V 2240	224.0	4R 8V 1000	100.0	4R 8V 1800	180.0	4R 8V 3150	315.0
4R 5V 630	63.0	4R 5V 1180	118.0	4R 5V 2240	224.0	5R 8V 1000	100.0	5R 8V 1800	180.0	5R 8V 3150	315.0
5R 5V 630	63.0	5R 5V 1180	118.0	5R 5V 2240	224.0						
2R 5V 670	67.0	2R 5V 1250	125.0	2R 5V 2360	236.0	3R 8V 1060	106.0	3R 8V 1900	190.0	3R 8V 3350	335.0
3R 5V 670	67.0	3R 5V 1250	125.0	3R 5V 2360	236.0	4R 8V 1060	106.0	4R 8V 1900	190.0	4R 8V 3350	335.0
4R 5V 670	67.0	4R 5V 1250	125.0	4R 5V 2360	236.0	5R 8V 1060	106.0	5R 8V 1900	190.0	5R 8V 3350	335.0
5R 5V 670	67.0	5R 5V 1250	125.0	5R 5V 2360	236.0						
2R 5V 710	71.0	2R 5V 1320	132.0	2R 5V 2500	250.0	3R 8V 1120	112.0	3R 8V 2000	200.0	3R 8V 3550	355.0
3R 5V 710	71.0	3R 5V 1320	132.0	3R 5V 2500	250.0	4R 8V 1120	112.0	4R 8V 2000	200.0	4R 8V 3550	355.0
4R 5V 710	71.0	4R 5V 1320	132.0	4R 5V 2500	250.0	5R 8V 1120	112.0	5R 8V 2000	200.0	5R 8V 3550	355.0
5R 5V 710	71.0	5R 5V 1320	132.0	5R 5V 2500	250.0						
2R 5V 750	75.0	2R 5V 1400	140.0	2R 5V 2650	265.0	3R 8V 1180	118.0	3R 8V 2120	212.0	3R 8V 3700	370.0
3R 5V 750	75.0	3R 5V 1400	140.0	3R 5V 2650	265.0	4R 8V 1180	118.0	4R 8V 2120	212.0	4R 8V 3700	370.0
4R 5V 750	75.0	4R 5V 1400	140.0	4R 5V 2650	265.0	5R 8V 1180	118.0	5R 8V 2120	212.0	5R 8V 3700	370.0
5R 5V 750	75.0	5R 5V 1400	140.0	5R 5V 2650	265.0						
2R 5V 800	80.0	2R 5V 1500	150.0	2R 5V 2800	280.0	3R 8V 1250	125.0	3R 8V 2240	224.0	3R 8V 4000	400.0
3R 5V 800	80.0	3R 5V 1500	150.0	3R 5V 2800	280.0	4R 8V 1250	125.0	4R 8V 2240	224.0	4R 8V 4000	400.0
4R 5V 800	80.0	4R 5V 1500	150.0	4R 5V 2800	280.0	5R 8V 1250	125.0	5R 8V 2240	224.0	5R 8V 4000	400.0
5R 5V 800	80.0	5R 5V 1500	150.0	5R 5V 2800	280.0						
2R 5V 850	85.0	2R 5V 1600	160.0	2R 5V 3000	300.0	3R 8V 1320	132.0	3R 8V 2360	236.0	3R 8V 4250	425.0
3R 5V 850	85.0	3R 5V 1600	160.0	3R 5V 3000	300.0	4R 8V 1320	132.0	4R 8V 2360	236.0	4R 8V 4250	425.0
4R 5V 850	85.0	4R 5V 1600	160.0	4R 5V 3000	300.0	5R 8V 1320	132.0	5R 8V 2360	236.0	5R 8V 4250	425.0
5R 5V 850	85.0	5R 5V 1600	160.0	5R 5V 3000	300.0						
2R 5V 900	90.0	2R 5V 1700	170.0	2R 5V 3150	315.0	3R 8V 1400	140.0	3R 8V 2500	250.0	3R 8V 4500	450.0
3R 5V 900	90.0	3R 5V 1700	170.0	3R 5V 3150	315.0	4R 8V 1400	140.0	4R 8V 2500	250.0	4R 8V 4500	450.0
4R 5V 900	90.0	4R 5V 1700	170.0	4R 5V 3150	315.0	5R 8V 1400	140.0	5R 8V 2500	250.0	5R 8V 4500	450.0
5R 5V 900	90.0	5R 5V 1700	1700	5R 5V 3150	315.0						
2R 5V 950	95.0	2R 5V 1800	180.0	2R 5V 3350	335.0	3R 8V 1500	150.0	3R 8V 2650	265.0	3R 8V 4750	475.0
3R 5V 950	95.0	3R 5V 1800	180.0	3R 5V 3350	335.0	4R 8V 1500	150.0	4R 8V 2650	265.0	4R 8V 4750	475.0
4R 5V 950	95.0	4R 5V 1800	180.0	4R 5V 3350	335.0	5R 8V 1500	150.0	5R 8V 2650	265.0	5R 8V 4750	475.0
5R 5V 950	95.0	5R 5V 1800	180.0	5R 5V 3350	335.0						
2R 5V 1000	100.0	2R 5V 1900	190.0	2R 5V 3550	355.0	3R 8V 1600	160.0	3R 8V 2800	280.0	3R 8V 5000	500.0
3R 5V 1000	100.0	3R 5V 1900	190.0	3R 5V 3550	355.0	4R 8V 1600	160.0	4R 8V 2800	280.0	4R 8V 5000	500.0
4R 5V 1000	100.0	4R 5V 1900	190.0	4R 5V 3550	355.0	5R 8V 1600	160.0	5R 8V 2800	280.0	5R 8V 5000	500.0
5R 5V 1000	100.0	5R 5V 1900	190.0	5R 5V 3550	355.0						
2R 5V 1060	106.0	2R 5V 2000	200.0			3R 8V 1700	170.0	3R 8V 3000	300.0		
3R 5V 1060	106.0	3R 5V 2000	200.0			4R 8V 1700	170.0	4R 8V 3000	300.0		
4R 5V 1060	106.0	4R 5V 2000	200.0			5R 8V 1700	170.0	5R 8V 3000	300.0		
5R 5V 1060	106.0	5R 5V 2000	200.0								
2R 5V 1120	112.0	2R 5V 2120	212.0								
3R 5V 1120	112.0	3R 5V 2120	212.0								
4R 5V 1120	112.0	4R 5V 2120	212.0								
5R 5V 1120	112.0	5R 5V 2120	212.0								



# Multi Super Wedge II

All the quality features and benefits of single belts - Plus.

- Designed for extra heavy duty applications.
- Aramid cords with bareback fabric for clutch effect.
- Reduced Belt stretch under heavy loads and torque.
- High working loads, high shock loads.



Product Code

**3R 5VK 1600**

3R = 3 Ribs  
 3V = Cross Section  
 1600 = Outside Length, 160 inches

5VK									
Belt No.	Outside Length (Inch)	Belt No.	Outside Length (Inch)	Belt No.	Outside Length (Inch)	Belt No.	Outside Length (Inch)	Belt No.	Outside Length (Inch)
2R5VK630	63.0	2R5VK900	90.0	2R5VK1320	132.0	2R5VK2000	200.0	2R5VK2800	280.0
3R5VK630	63.0	3R5VK900	90.0	3R5VK1320	132.0	3R5VK2000	200.0	3R5VK2800	280.0
4R5VK630	63.0	4R5VK900	90.0	4R5VK1320	132.0	4R5VK2000	200.0	4R5VK2800	280.0
5R5VK630	63.0	5R5VK900	90.0	5R5VK1320	132.0	5R5VK2000	200.0	5R5VK2800	280.0
2R5VK670	67.0	2R5VK950	95.0	2R5VK1400	140.0	2R5VK2030	203.0	2R5VK3000	300.0
3R5VK670	67.0	3R5VK950	95.0	3R5VK1400	140.0	3R5VK2030	203.0	3R5VK3000	300.0
4R5VK670	67.0	4R5VK950	95.0	4R5VK1400	140.0	4R5VK2030	203.0	4R5VK3000	300.0
5R5VK670	67.0	5R5VK950	95.0	5R5VK1400	140.0	5R5VK2030	203.0	5R5VK3000	300.0
2R5VK710	71.0	2R5VK1000	100.0	2R5VK1500	150.0	2R5VK2120	212.0	2R5VK3150	315.0
3R5VK710	71.0	3R5VK1000	100.0	3R5VK1500	150.0	3R5VK2120	212.0	3R5VK3150	315.0
4R5VK710	71.0	4R5VK1000	100.0	4R5VK1500	150.0	4R5VK2120	212.0	4R5VK3150	315.0
5R5VK710	71.0	5R5VK1000	100.0	5R5VK1500	150.0	5R5VK2120	212.0	5R5VK3150	315.0
2R5VK750	75.0	2R5VK1060	106.0	2R5VK1600	160.0	2R5VK2240	224.0	2R5VK3350	335.0
3R5VK750	75.0	3R5VK1060	106.0	3R5VK1600	160.0	3R5VK2240	224.0	3R5VK3350	335.0
4R5VK750	75.0	4R5VK1060	106.0	4R5VK1600	160.0	4R5VK2240	224.0	4R5VK3350	335.0
5R5VK750	75.0	5R5VK1060	106.0	5R5VK1600	160.0	5R5VK2240	224.0	5R5VK3350	335.0
2R5VK800	80.0	2R5VK1120	112.0	2R5VK1700	170.0	2R5VK2360	236.0	2R5VK3550	355.0
3R5VK800	80.0	3R5VK1120	112.0	3R5VK1700	170.0	3R5VK2360	236.0	3R5VK3550	355.0
4R5VK800	80.0	4R5VK1120	112.0	4R5VK1700	170.0	4R5VK2360	236.0	4R5VK3550	355.0
5R5VK800	80.0	5R5VK1120	112.0	5R5VK1700	170.0	5R5VK2360	236.0	5R5VK3550	355.0
2R5VK850	85.0	2R5VK1180	118.0	2R5VK1800	180.0	2R5VK2500	250.0		
3R5VK850	85.0	3R5VK1180	118.0	3R5VK1800	180.0	3R5VK2500	250.0		
4R5VK850	85.0	4R5VK1180	118.0	4R5VK1800	180.0	4R5VK2500	250.0		
5R5VK850	85.0	5R5VK1180	118.0	5R5VK1800	180.0	5R5VK2500	250.0		
2R5VK870	87.0	2R5VK1250	125.0	2R5VK1900	190.0	2R5VK2650	265.0		
3R5VK870	87.0	3R5VK1250	125.0	3R5VK1900	190.0	3R5VK2650	265.0		
4R5VK870	87.0	4R5VK1250	125.0	4R5VK1900	190.0	4R5VK2650	265.0		
5R5VK870	87.0	5R5VK1250	125.0	5R5VK1900	190.0	5R5VK2650	265.0		

Frictional Forced Power Transmission Belt


# Multi Super Wedge II

8VK									
Belt No.	Outside Length (Inch)	Belt No.	Outside Length (Inch)	Belt No.	Outside Length (Inch)	Belt No.	Outside Length (Inch)	Belt No.	Outside Length (Inch)
2R8VK1000	100.0	2R8VK1500	150.0	2R8VK2240	224.0	2R8VK3350	335.0	2R8VK5000	500.0
3R8VK1000	100.0	3R8VK1500	150.0	3R8VK2240	224.0	3R8VK3350	335.0	3R8VK5000	500.0
4R8VK1000	100.0	4R8VK1500	150.0	4R8VK2240	224.0	4R8VK3350	335.0	4R8VK5000	500.0
5R8VK1000	100.0	5R8VK1500	150.0	5R8VK2240	224.0	5R8VK3350	335.0	5R8VK5000	500.0
2R8VK1060	106.0	2R8VK1600	160.0	2R8VK2360	236.0	2R8VK3550	355.0	2R8VK5600	560.0
3R8VK1060	106.0	3R8VK1600	160.0	3R8VK2360	236.0	3R8VK3550	355.0	3R8VK5600	560.0
4R8VK1060	106.0	4R8VK1600	160.0	4R8VK2360	236.0	4R8VK3550	355.0	4R8VK5600	560.0
5R8VK1060	106.0	5R8VK1600	160.0	5R8VK2360	236.0	5R8VK3550	355.0	5R8VK5600	560.0
2R8VK1120	112.0	2R8VK1700	170.0	2R8VK2500	250.0	2R8VK3750	375.0	2R8VK5900	590.0
3R8VK1120	112.0	3R8VK1700	170.0	3R8VK2500	250.0	3R8VK3750	375.0	3R8VK5900	590.0
4R8VK1120	112.0	4R8VK1700	170.0	4R8VK2500	250.0	4R8VK3750	375.0	4R8VK5900	590.0
5R8VK1120	112.0	5R8VK1700	170.0	5R8VK2500	250.0	5R8VK3750	375.0	5R8VK5900	590.0
2R8VK1180	118.0	2R8VK1800	180.0	2R8VK2650	265.0	2R8VK4000	400.0	2R8VK6000	600.0
3R8VK1180	118.0	3R8VK1800	180.0	3R8VK2650	265.0	3R8VK4000	400.0	3R8VK6000	600.0
4R8VK1180	118.0	4R8VK1800	180.0	4R8VK2650	265.0	4R8VK4000	400.0	4R8VK6000	600.0
5R8VK1180	118.0	5R8VK1800	180.0	5R8VK2650	265.0	5R8VK4000	400.0	5R8VK6000	600.0
2R8VK1250	125.0	2R8VK1900	190.0	2R8VK2800	280.0	2R8VK4250	425.0	2R8VK6600	660.0
3R8VK1250	125.0	3R8VK1900	190.0	3R8VK2800	280.0	3R8VK4250	425.0	3R8VK6600	660.0
4R8VK1250	125.0	4R8VK1900	190.0	4R8VK2800	280.0	4R8VK4250	425.0	4R8VK6600	660.0
5R8VK1250	125.0	5R8VK1900	190.0	5R8VK2800	280.0	5R8VK4250	425.0	5R8VK6600	660.0
2R8VK1320	132.0	2R8VK2000	200.0	2R8VK3000	300.0	2R8VK4500	450.0		
3R8VK1320	132.0	3R8VK2000	200.0	3R8VK3000	300.0	3R8VK4500	450.0		
4R8VK1320	132.0	4R8VK2000	200.0	4R8VK3000	300.0	4R8VK4500	450.0		
5R8VK1320	132.0	5R8VK2000	200.0	5R8VK3000	300.0	5R8VK4500	450.0		
2R8VK1400	140.0	2R8VK2120	212.0	2R8VK3150	315.0	2R8VK4750	475.0		
3R8VK1400	140.0	3R8VK2120	212.0	3R8VK3150	315.0	3R8VK4750	475.0		
4R8VK1400	140.0	4R8VK2120	212.0	4R8VK3150	315.0	4R8VK4750	475.0		
5R8VK1400	140.0	5R8VK2120	212.0	5R8VK3150	315.0	5R8VK4750	475.0		

# Maxstar Wedge Supreme® Narrow Cogged Banded

All the quality features and benefits of single belts - Plus.

- Designed for tough applications where multiple drive belts are subject to heavy shock and pulsating loads.
- Banding prevents belt whip, belt turnover, vibration and jumping off that may occur with single belts in multiple drive applications.
- Lateral rigidity keeps the belt running in a straight line as it enters the pulley grooves during strong pulsating or shock loads for reduced wear.
- Frictional and wedging principles of the V-Belt drive apply and prevent slip at low bearing loads.



## Cross-Sectional Dimensions


## Product Code

**4R 5V X 1320**

4R = 4 Ribs  
5V = Cross Section  
X = Rawedge Cogged Construction  
1320 = Outside Length, 132.0 inches

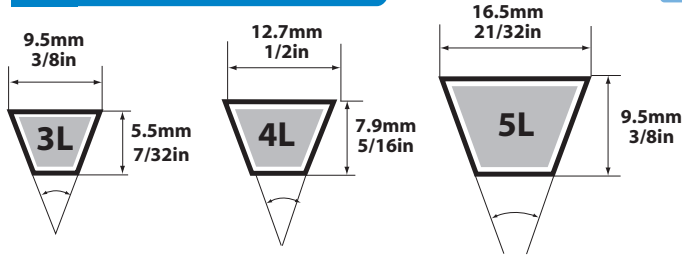
3VK				5VK					
Belt No.	Outside Length (Inch)	Belt No.	Outside Length (Inch)	Belt No.	Outside Length (Inch)	Belt No.	Outside Length (Inch)	Belt No.	Outside Length (Inch)
2R3VX375	37.5	2R3VX600	60.0	2R5VX500	50.0	2R5VX1000	100.0	2R5VX1700	170.0
3R3VX375	37.5	3R3VX600	60.0	3R5VX500	50.0	3R5VX1000	100.0	3R5VX1700	170.0
4R3VX375	37.5	4R3VX600	60.0			4R5VX1000	100.0	4R5VX1700	170.0
5R3VX375	37.5	5R3VX600	60.0	2R5VX530	53.0	5R5VX1000	100.0	5R5VX1700	170.0
				3R5VX530	53.0				
2R3VX400	40.0	2R3VX630	63.0			2R5VX1060	106.0	2R5VX1800	180.0
3R3VX400	40.0	3R3VX630	63.0	2R5VX560	56.0	3R5VX1060	106.0	3R5VX1800	180.0
4R3VX400	40.0	4R3VX630	63.0	3R5VX560	56.0	4R5VX1060	106.0	4R5VX1800	180.0
5R3VX400	40.0	5R3VX630	63.0			5R5VX1060	106.0	5R5VX1800	180.0
				2R5VX600	60.0				
2R3VX425	42.5	2R3VX670	67.0	3R5VX600	60.0	2R5VX1120	112.0	2R5VX1900	190.0
3R3VX425	42.5	3R3VX670	67.0			3R5VX1120	112.0	3R5VX1900	190.0
4R3VX425	42.5	4R3VX670	67.0	2R5VX630	63.0	4R5VX1120	112.0	4R5VX1900	190.0
5R3VX425	42.5	5R3VX670	67.0	3R5VX630	63.0	5R5VX1120	112.0	5R5VX1900	190.0
2R3VX450	45.0	2R3VX710	71.0	2R5VX670	67.0	2R5VX1180	118.0	2R5VX2000	200.0
3R3VX450	45.0	3R3VX710	71.0	3R5VX670	67.0	3R5VX1180	118.0	3R5VX2000	200.0
4R3VX450	45.0	4R3VX710	71.0			4R5VX1180	118.0	4R5VX2000	200.0
5R3VX450	45.0	5R3VX710	71.0	2R5VX710	71.0	5R5VX1180	118.0	5R5VX2000	200.0
				3R5VX710	71.0				
2R3VX475	47.5	2R3VX750	75.0			2R5VX1250	125.0		
3R3VX475	47.5	3R3VX750	75.0	2R5VX750	75.0	3R5VX1250	125.0		
4R3VX475	47.5	4R3VX750	75.0	3R5VX750	75.0	4R5VX1250	125.0		
5R3VX475	47.5	5R3VX750	75.0			5R5VX1250	125.0		
				2R5VX800	80.0				
2R3VX490	49.0	2R3VX800	80.0	3R5VX800	80.0	2R5VX1320	132.0		
3R3VX490	49.0	3R3VX800	80.0			3R5VX1320	132.0		
4R3VX490	49.0	4R3VX800	80.0	2R5VX850	85.0	4R5VX1320	132.0		
5R3VX490	49.0	5R3VX800	80.0	3R5VX850	85.0	5R5VX1320	132.0		
2R3VX500	50.0	2R3VX850	85.0	2R5VX900	90.0	2R5VX1400	140.0		
3R3VX500	50.0	3R3VX850	85.0	3R5VX900	90.0	3R5VX1400	140.0		
4R3VX500	50.0	4R3VX850	85.0			4R5VX1400	140.0		
5R3VX500	50.0	5R3VX850	85.0	2R5VX950	95.0	5R5VX1400	140.0		
				3R5VX950	95.0				
2R3VX530	53.0	2R3VX900	90.0			2R5VX1500	150.0		
3R3VX530	53.0	3R3VX900	90.0			3R5VX1500	150.0		
4R3VX530	53.0	4R3VX900	90.0			4R5VX1500	150.0		
5R3VX530	53.0	5R3VX900	90.0			5R5VX1500	150.0		
2R3VX560	56.0	2R3VX950	95.0						
3R3VX560	56.0	3R3VX950	95.0						
4R3VX560	56.0	4R3VX950	95.0						
5R3VX560	56.0	5R3VX950	95.0						

# FHP V-Belt



- Designed for light duty, fractional horsepower drives.
- Capable of handling drives with backside idler.
- External wrapping provides a smooth and quiet operation with minimum vibration.
- Heat and oil resistant, static conductive.

## Cross-Sectional Dimensions




## Product Code

**4L 380**

4L = Cross Section  
380 = Outside Length, 38.0 inches

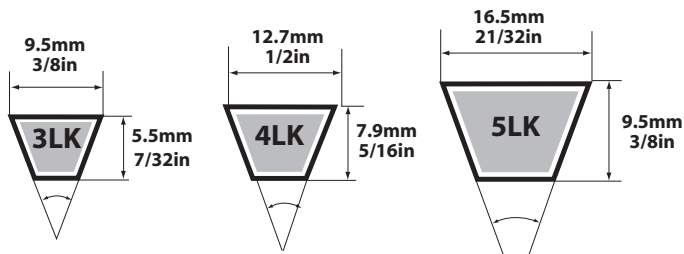
3L				4L				5L			
Belt No.	Outside Length (Inch)	Belt No.	Outside Length (Inch)	Belt No.	Outside Length (Inch)	Belt No.	Outside Length (Inch)	Belt No.	Outside Length (Inch)	Belt No.	Outside Length (Inch)
3L 110	11.0	3L 540	54.0	4L 150	15.0	4L 600	60.0	5L 230	23.0	5L 670	67.0
3L 120	12.0	3L 550	55.0	4L 160	16.0	4L 610	61.0	5L 240	24.0	5L 680	68.0
3L 130	13.0	3L 560	56.0	4L 170	17.0	4L 620	62.0	5L 250	25.0	5L 690	69.0
3L 140	14.0	3L 570	57.0	4L 180	18.0	4L 630	63.0	5L 260	26.0	5L 700	70.0
3L 150	15.0	3L 580	58.0	4L 190	19.0	4L 640	64.0	5L 270	27.0	5L 710	71.0
3L 160	16.0	3L 590	59.0	4L 200	20.0	4L 650	65.0	5L 280	28.0	5L 720	72.0
3L 170	17.0	3L 600	60.0	4L 210	21.0	4L 660	66.0	5L 290	29.0	5L 730	73.0
3L 180	18.0	3L 610	61.0	4L 220	22.0	4L 670	67.0	5L 300	30.0	5L 740	74.0
3L 190	19.0	3L 620	62.0	4L 230	23.0	4L 680	68.0	5L 310	31.0	5L 750	75.0
3L 200	20.0	3L 630	63.0	4L 240	24.0	4L 690	69.0	5L 320	32.0	5L 760	76.0
3L 210	21.0	3L 640	64.0	4L 250	25.0	4L 700	70.0	5L 330	33.0	5L 770	77.0
3L 220	22.0	3L 650	65.0	4L 260	26.0	4L 710	71.0	5L 340	34.0	5L 780	78.0
3L 230	23.0	3L 660	66.0	4L 270	27.0	4L 720	72.0	5L 350	35.0	5L 790	79.0
3L 240	24.0	3L 670	67.0	4L 280	28.0	4L 730	73.0	5L 360	36.0	5L 800	80.0
3L 250	25.0	3L 680	68.0	4L 290	29.0	4L 740	74.0	5L 370	37.0	5L 810	81.0
3L 260	26.0	3L 690	69.0	4L 300	30.0	4L 750	75.0	5L 380	38.0	5L 820	82.0
3L 270	27.0	3L 700	70.0	4L 310	31.0	4L 760	76.0	5L 390	39.0	5L 830	83.0
3L 280	28.0	3L 710	71.0	4L 320	32.0	4L 770	77.0	5L 400	40.0	5L 840	84.0
3L 290	29.0	3L 720	72.0	4L 330	33.0	4L 780	78.0	5L 410	41.0	5L 850	85.0
3L 300	30.0	3L 730	73.0	4L 340	34.0	4L 790	79.0	5L 420	42.0	5L 860	86.0
3L 310	31.0	3L 740	74.0	4L 350	35.0	4L 800	80.0	5L 430	43.0	5L 870	87.0
3L 320	32.0			4L 360	36.0	4L 810	81.0	5L 440	44.0	5L 880	88.0
3L 330	33.0			4L 370	37.0	4L 820	82.0	5L 450	45.0	5L 890	89.0
3L 340	34.0			4L 380	38.0	4L 830	83.0	5L 460	46.0	5L 900	90.0
3L 350	35.0			4L 390	39.0	4L 840	84.0	5L 470	47.0	5L 910	91.0
3L 360	36.0			4L 400	40.0	4L 850	85.0	5L 480	48.0	5L 920	92.0
3L 370	37.0			4L 410	41.0	4L 860	86.0	5L 490	49.0	5L 930	93.0
3L 380	38.0			4L 420	42.0	4L 870	87.0	5L 500	50.0	5L 940	94.0
3L 390	39.0			4L 430	43.0	4L 880	88.0	5L 510	51.0	5L 950	95.0
3L 400	40.0			4L 440	44.0	4L 890	89.0	5L 520	52.0	5L 960	96.0
3L 410	41.0			4L 450	45.0	4L 900	90.0	5L 530	53.0	5L 970	97.0
3L 420	42.0			4L 460	46.0	4L 910	91.0	5L 540	54.0	5L 980	98.0
3L 430	43.0			4L 470	47.0	4L 920	92.0	5L 550	55.0	5L 990	99.0
3L 440	44.0			4L 480	48.0	4L 930	93.0	5L 560	56.0	5L 1000	100.0
3L 450	45.0			4L 490	49.0	4L 940	94.0	5L 570	57.0		
3L 460	46.0			4L 500	50.0	4L 950	95.0	5L 580	58.0		
3L 470	47.0			4L 510	51.0	4L 960	96.0	5L 590	59.0		
3L 480	48.0			4L 520	52.0	4L 970	97.0	5L 600	60.0		
3L 490	49.0			4L 530	53.0	4L 980	98.0	5L 610	61.0		
3L 500	50.0			4L 540	54.0	4L 990	99.0	5L 620	62.0		
3L 510	51.0			4L 550	55.0	4L 1000	100.0	5L 630	63.0		
3L 520	52.0			4L 560	56.0			5L 640	64.0		
3L 530	53.0			4L 570	57.0			5L 650	65.0		
				4L 580	58.0			5L 660	66.0		
				4L 590	59.0						

# MBL Super KB<sup>®</sup> Premium FHP Belt



- For severe operating conditions where light duty FHP belts may stretch or pull apart due to heavy shock loads.
- Aramid fiber is used in the tensile cord for length stability.
- Provide greater horsepower than light duty FHP belts.
- Special outer covering designed for smooth clutching and backside idler applications.
- Resist temperatures extremes, high humidity, oil and cracking.

## Cross-Sectional Dimensions




## Product Code

**4L K 380**

4L = Cross Section  
K = Aramid Fiber Cord  
380 = Outside Length, 38.0 inches

3LK				4LK				5LK			
Belt No.	Outside Length (Inch)	Belt No.	Outside Length (Inch)	Belt No.	Outside Length (Inch)	Belt No.	Outside Length (Inch)	Belt No.	Outside Length (Inch)	Belt No.	Outside Length (Inch)
3LK 200	20.0	3LK 410	41.0	4LK 200	20.0	4LK 590	59.0	5LK 240	24.0	5LK 680	68.0
3LK 210	21.0	3LK 420	42.0	4LK 210	21.0	4LK 600	60.0	5LK 250	25.0	5LK 690	69.0
3LK 220	22.0	3LK 430	43.0	4LK 220	22.0	4LK 610	61.0	5LK 260	26.0	5LK 700	70.0
3LK 230	23.0	3LK 440	44.0	4LK 230	23.0	4LK 620	62.0	5LK 270	27.0	5LK 710	71.0
3LK 240	24.0	3LK 450	45.0	4LK 240	24.0	4LK 630	63.0	5LK 280	28.0	5LK 720	72.0
3LK 250	25.0	3LK 460	46.0	4LK 250	25.0	4LK 640	64.0	5LK 290	29.0	5LK 730	73.0
3LK 260	26.0	3LK 470	47.0	4LK 260	26.0	4LK 650	65.0	5LK 300	30.0	5LK 740	74.0
3LK 270	27.0	3LK 480	48.0	4LK 270	27.0	4LK 660	66.0	5LK 310	31.0	5LK 750	75.0
3LK 280	28.0	3LK 490	49.0	4LK 280	28.0	4LK 670	67.0	5LK 320	32.0	5LK 760	76.0
3LK 290	29.0	3LK 500	50.0	4LK 290	29.0	4LK 680	68.0	5LK 330	33.0	5LK 770	77.0
3LK 300	30.0	3LK 510	51.0	4LK 300	30.0	4LK 690	69.0	5LK 340	34.0	5LK 780	78.0
3LK 310	31.0	3LK 520	52.0	4LK 310	31.0	4LK 700	70.0	5LK 350	35.0	5LK 790	79.0
3LK 320	32.0	3LK 530	53.0	4LK 320	32.0	4LK 710	71.0	5LK 360	36.0	5LK 800	80.0
3LK 330	33.0	3LK 540	54.0	4LK 330	33.0	4LK 720	72.0	5LK 370	37.0	5LK 810	81.0
3LK 340	34.0	3LK 550	55.0	4LK 340	34.0	4LK 730	73.0	5LK 380	38.0	5LK 820	82.0
3LK 350	35.0	3LK 560	56.0	4LK 350	35.0	4LK 740	74.0	5LK 390	39.0	5LK 830	83.0
3LK 360	36.0	3LK 570	57.0	4LK 360	36.0	4LK 750	75.0	5LK 400	40.0	5LK 840	84.0
3LK 370	37.0	3LK 580	58.0	4LK 370	37.0	4LK 760	76.0	5LK 410	41.0	5LK 850	85.0
3LK 380	38.0	3LK 590	59.0	4LK 380	38.0	4LK 770	77.0	5LK 420	42.0	5LK 860	86.0
3LK 390	39.0	3LK 600	60.0	4LK 390	39.0	4LK 780	78.0	5LK 430	43.0	5LK 870	87.0
3LK 400	40.0	3LK 610	61.0	4LK 400	40.0	4LK 790	79.0	5LK 440	44.0	5LK 880	88.0
		3LK 620	62.0	4LK 410	41.0	4LK 800	80.0	5LK 450	45.0	5LK 890	89.0
		3LK 630	63.0	4LK 420	42.0	4LK 810	81.0	5LK 460	46.0	5LK 900	90.0
				4LK 430	43.0	4LK 820	82.0	5LK 470	47.0	5LK 910	91.0
				4LK 440	44.0	4LK 830	83.0	5LK 480	48.0	5LK 920	92.0
				4LK 450	45.0	4LK 840	84.0	5LK 490	49.0	5LK 930	93.0
				4LK 460	46.0	4LK 850	85.0	5LK 500	50.0	5LK 940	94.0
				4LK 470	47.0	4LK 860	86.0	5LK 510	51.0	5LK 950	95.0
				4LK 480	48.0	4LK 870	87.0	5LK 520	52.0	5LK 960	96.0
				4LK 490	49.0	4LK 880	88.0	5LK 530	53.0	5LK 970	97.0
				4LK 500	50.0	4LK 890	89.0	5LK 540	54.0	5LK 980	98.0
				4LK 510	51.0	4LK 900	90.0	5LK 550	55.0	5LK 990	99.0
				4LK 520	52.0	4LK 910	91.0	5LK 560	56.0	5LK 1000	100.0
				4LK 530	53.0	4LK 920	92.0	5LK 570	57.0		
				4LK 540	54.0	4LK 930	93.0	5LK 580	58.0		
				4LK 550	55.0	4LK 940	94.0	5LK 590	59.0		
				4LK 560	56.0	4LK 950	95.0	5LK 600	60.0		
				4LK 570	57.0	4LK 960	96.0	5LK 610	61.0		
				4LK 580	58.0	4LK 970	97.0	5LK 620	62.0		
						4LK 980	98.0	5LK 630	63.0		
						4LK 990	99.0	5LK 640	64.0		
						4LK 1000	100.0	5LK 650	65.0		
								5LK 660	66.0		
								5LK 670	67.0		

If Frictional Forced Power Transmission Belt



# Narrow V-Belt for DIN 7753/ISO4184

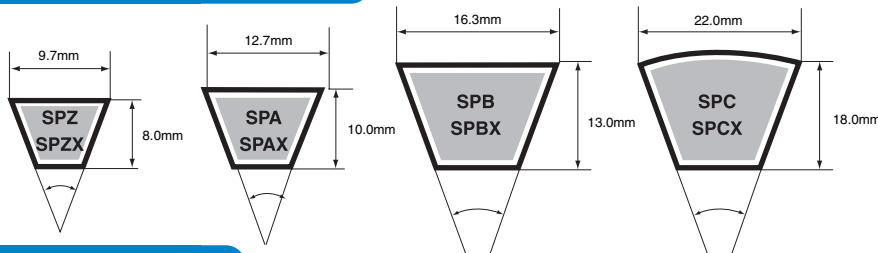
Suitable for energy-saving / compact design.  
Reduces maintenance costs.

Product Code

**SPZ – 1000**

Belt Type
Belt Code (mm)  
 \* Belt code    belt effective length (mm)

## Cross-Sectional Dimensions



## Standard Belt Sizes

All dimensions are nominal value.

▭ : Available sizes for raw edge cogged belt SPZX, SPAX, SPBX, SPCX.

SPZ			
Pitch Length LW (mm)	Pitch Length LW (mm)	Pitch Length LW (mm)	Pitch Length LW (mm)
487	1112	1937	3450
512	1120	1987	3550
562	1137	2000	3660
587	1140	2030	3750
612	1162	2037	4000
630	1180	2050	4500
637	1187	2060	
650	1200	2082	
655	1202	2087	
662	1212	2120	
665	1222	2137	
670	1237	2150	
687	1250	2160	
690	1262	2187	
710	1270	2200	
722	1282	2240	
737	1287	2262	
750	1300	2280	
760	1312	2287	
762	1320	2300	
772	1337	2337	
787	1340	2360	
800	1347	2387	
812	1362	2400	
825	1387	2410	
835	1400	2437	
837	1412	2450	
850	1420	2487	
862	1437	2500	
875	1462	2540	
885	1487	2580	
887	1500	2600	
900	1512	2637	
912	1520	2650	
925	1537	2670	
937	1560	2687	
940	1562	2690	
950	1587	2700	
962	1600	2712	
987	1612	2720	
1000	1637	2737	
1005	1662	2760	
1010	1687	2800	
1012	1700	2840	
1024	1737	2900	
1037	1762	3000	
1047	1787	3050	
1060	1800	3070	
1077	1812	3150	
1080	1837	3170	
1087	1862	3200	
1100	1187	3250	
1110	1900	3350	

SPA		
Pitch Length LW (mm)	Pitch Length LW (mm)	Pitch Length LW (mm)
732	1407	2360
735	1410	2373
742	1425	2382
757	1432	2407
760	1457	2410
782	1482	2432
800	1485	2482
803	1500	2500
832	1507	2532
850	1532	2550
857	1557	2568
860	1582	2582
882	1600	2600
885	1617	2607
900	1632	2632
907	1657	2650
932	1682	2682
950	1700	2732
957	1707	2773
967	1732	2782
982	1757	2800
1000	1782	2832
1007	1785	2847
1032	1800	2850
1057	1807	2882
1060	1832	2900
1082	1837	2932
1090	1857	2962
1107	1882	2982
1120	1900	3000
1132	1907	3032
1157	1932	3082
1180	1957	3132
1182	1982	3150
1200	2000	3182
1207	2032	3282
1210	2057	3350
1232	2082	3382
1235	2100	3482
1250	2120	3500
1257	2132	3550
1272	2157	3650
1282	2182	3750
1295	2200	3870
1300	2207	4000
1307	2232	4120
1320	2240	4250
1332	2260	4300
1357	2282	4500
1367	2300	4600
1382	2307	4750
1385	2330	4865
1400	2332	5000

SPB		
Pitch Length LW (mm)	Pitch Length LW (mm)	Pitch Length LW (mm)
1250	2680	4870
1260	2700	5000
1320	2720	5070
1340	2750	5300
1400	2800	5380
1410	2820	5500
1500	2840	5600
1510	2900	5680
1590	2990	5800
1600	3000	5990
1690	3070	6000
1700	3150	6300
1750	3170	6340
1800	3175	6700
1850	3200	6720
1900	3238	
1950	3250	
2000	3280	
2020	3328	
2030	3340	
2060	3350	
2120	3400	
2131	3412	
2137	3425	
2150	3450	
2180	3500	
2200	3550	
2240	3650	
2264	3675	
2280	3700	
2300	3750	
2310	3770	
2320	3800	
2330	3850	
2360	3870	
2390	3875	
2391	4000	
2410	4060	
2425	4100	
2430	4120	
2450	4250	
2473	4260	
2500	4296	
2518	4310	
2522	4318	
2530	4370	
2550	4500	
2575	4560	
2580	4600	
2600	4620	
2640	4720	
2650	4750	
2670	4820	

SPC	
Pitch Length LW (mm)	Pitch Length LW (mm)
2000	4380
2120	4400
2240	4420
2280	4445
2335	4450
2360	4500
2400	4530
2413	4650
2445	4720
2500	4750
2550	4850
2580	4900
2600	4970
2650	5000
2700	5030
2720	5070
2750	5200
2770	5300
2800	5330
2840	5400
2900	5500
2950	5600
3000	5700
3050	6000
3100	6200
3150	6300
3200	6480
3220	6500
3320	6700
3350	
3375	
3420	
3430	
3450	
3500	
3520	
3550	
3600	
3620	
3670	
3700	
3750	
3770	
3800	
3810	
3970	
4000	
4050	
4100	
4200	
4250	
4300	
4350	

up to 10000

up to 12500

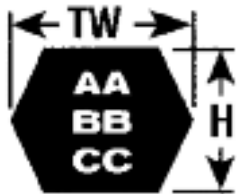
# Double Angle Belt

- For drives where power must be transmitted by both the top and bottom of the belt.
- Belts flex equally well in both directions for positive pulley contact.
- Good for serpentine or reverse bend drives.
- Oil and heat resistant, static conductive.

**Product Code**

**AA 105**

AA = Double Angle A Section  
105 = Nominal Length, 105 inches



	TW	H
AA	1/2 in - 12.7 mm	13/32 in - 10.3 mm
BB	21/32 in - 16.7 mm	17/32 in - 13.5 mm
CC	7/8 in - 22.2 mm	11/16 in - 17.5 mm

AA				BB				CC			
Belt No.	Outside Length (Inch)	Belt No.	Outside Length (Inch)	Belt No.	Outside Length (Inch)	Belt No.	Outside Length (Inch)	Belt No.	Outside Length (Inch)	Belt No.	Outside Length (Inch)
AA 51	54.4	AA 80	83.4	BB 43	47.6	BB 155	159.6	CC 75	81.4	CC 162	168.4
AA 55	58.4	AA 84	87.4	BB 45	49.6	BB 157	161.6	CC 81	87.4	CC 173	179.4
AA 60	63.4	AA 85	88.4	BB 51	55.6	BB 158	162.6	CC 85	91.4	CC 180	186.4
AA 62	65.4	AA 90	93.4	BB 53	57.6	BB 162	166.6	CC 90	96.4	CC 195	201.4
AA 64	67.4	AA 92	95.4	BB 54	58.6	BB 168	172.6	CC 96	102.4	CC 210	216.4
AA 66	69.4	AA 96	99.4	BB 55	59.6	BB 169	173.6	CC 105	111.4	CC 221	227.4
AA 68	71.4	AA 105	108.4	BB 60	64.6	BB 173	177.6	CC 112	118.4	CC 225	229.4
AA 70	73.4	AA 107	110.4	BB 68	72.6	BB 180	184.6	CC 119	125.4	CC 240	244.4
AA 73	76.4	AA 112	115.4	BB 71	75.6	BB 182	186.6	CC 120	126.4	CC 255	259.4
AA 75	78.4	AA 120	123.4	BB 72	76.6	BB 190	194.6	CC 125	131.4	CC 270	274.4
AA 78	81.4	AA 128	131.4	BB 73	77.6	BB 195	199.6	CC 128	134.4	CC 300	304.4
				BB 74	78.6	BB 210	214.6	CC 136	142.4	CC 330	334.4
				BB 75	79.6	BB 225	228.1	CC 144	150.4	CC 360	364.4
				BB 76	80.6	BB 226	229.1	CC 148	154.4	CC 390	394.4
				BB 77	81.6	BB 228	231.1	CC 158	164.4	CC 420	424.4
				BB 78	82.6	BB 230	233.1				
				BB 81	85.6	BB 240	243.1				
				BB 83	87.6	BB 255	258.1				
				BB 85	89.6	BB 267	270.1				
				BB 90	94.6	BB 270	273.1				
				BB 92	96.6	BB 273	276.1				
				BB 93	97.6	BB 277	280.1				
				BB 94	98.6	BB 278	281.1				
				BB 95	99.6	BB 285	288.1				
				BB 96	100.6	BB 300	303.1				
				BB 97	101.6	BB 330	333.1				
				BB 103	107.6						
				BB 105	109.6						
				BB 107	111.6						
				BB 108	112.6						
				BB 111	115.6						
				BB 112	116.6						
				BB 116	120.6						
				BB 117	121.6						
				BB 118	122.6						
				BB 119	123.6						
				BB 120	124.6						
				BB 123	127.6						
				BB 124	128.6						
				BB 128	132.6						
				BB 129	133.6						
				BB 130	134.6						
				BB 136	140.6						
				BB 140	144.6						
				BB 144	148.6						

IFrictional Forced Power Transmission Belt

# Ribstar® Belt G (Rubber V-Ribbed Belt)

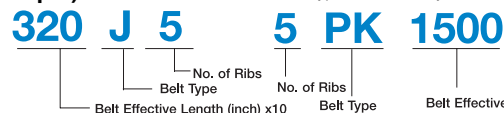
This belt combines the properties of the V-Belt's high power transmission capability and the Flat Belt flexibility.

- High-efficiency operation at high speed.
- It can be used on a small diameter pulley because of its enhanced flexibility.
- Excellent heat resistance and abrasion resistance.
- Compact design application.
- Little belt vibration.

## Product Code

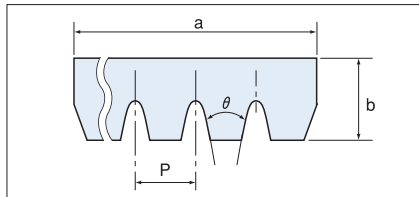
(Example)

For PK type, the metric system is used



• Effective Length: Effective outer perimeter

## Cross-Sectional Diagram



(Unit: mm)

Sign	Belt Type	J	L	PK
a		2.34XN	4.70XN	3.56XN
b		3.80	7.50	5.00
P		2.34	4.70	3.56
θ		40	40	40


• N: No of Ribs

## Standard Belt Sizes for Industrial RIBSTAR Belt

\* signifies made-to-order size.

J				L				PK	
Product Code	Effective Length (inch)	Product Code	Effective Length (inch)	Product Code	Effective Length (inch)	Product Code	Effective Length (inch)	Product Code	Effective Length (mm)
180 J	18.0	360 J	36.0	345 L	34.5	* 1065 L	106.5	PK 600	600
190 J	19.0	370 J	37.0	350 L	35.0	* 1120 L	112.0	PK 615	615
200 J	20.0	375 J	37.5	355 L	35.5	* 1150 L	115.0	PK 630	630
210 J	21.0	380 J	38.0	360 L	36.0			PK 650	650
220 J	22.0	390 J	39.0	370 L	37.0			PK 690	690
235 J	23.5	400 J	40.0	375 L	37.5			PK 710	710
240 J	24.0	410 J	41.0	380 L	38.0			PK 730	730
245 J	24.5	420 J	42.0	385 L	38.5			PK 750	750
250 J	25.0	430 J	43.0	390 L	39.0			PK 775	775
260 J	26.0	440 J	44.0	395 L	39.5			PK 800	800
270 J	27.0	450 J	45.0	400 L	40.0			PK 825	825
280 J	28.0	460 J	46.0	405 L	40.5			PK 850	850
290 J	29.0	480 J	48.0	410 L	41.0			PK 875	875
300 J	30.0	490 J	49.0	415 L	41.5			PK 900	900
310 J	31.0	510 J	51.0	420 L	42.0			PK 925	925
315 J	31.5	530 J	53.0	425 L	42.5			PK 950	950
320 J	32.0	550 J	55.0	430 L	43.0			PK 975	975
330 J	33.0	580 J	58.0	440 L	44.0			PK 1000	1,000
340 J	34.0	610 J	61.0	450 L	45.0			PK 1030	1,030
345 J	34.5	650 J	65.0	460 L	46.0			PK 1060	1,060
350 J	35.0	730 J	73.0	480 L	48.0			PK 1090	1,090
				500 L	50.0			PK 1120	1,120
				540 L	54.0			PK 1150	1,150
				560 L	56.0			PK 1180	1,180
				565 L	56.5			PK 1220	1,220
				570 L	57.0			PK 1250	1,250
				600 L	60.0			PK 1280	1,280
				615 L	61.5			PK 1320	1,320
				635 L	63.5			PK 1360	1,360
				650 L	65.0			PK 1400	1,400
				655 L	65.5			PK 1450	1,450
				675 L	67.5			PK 1500	1,500
				680 L	68.0			PK 1550	1,550
				690 L	69.0			PK 1600	1,600
				725 L	72.5			PK 1650	1,650
				750 L	75.0			PK 1700	1,700
				765 L	76.5			PK 1750	1,750
				780 L	78.0			PK 1800	1,800
				815 L	81.5			PK 1850	1,850
				* 835 L	83.5			PK 1900	1,900
				* 845 L	84.5			PK 1950	1,950
				* 865 L	86.5			PK 2000	2,000
				* 880 L	88.0			PK 2120	2,120
				* 915 L	91.5			PK 2240	2,240
				* 930 L	93.0			PK 2360	2,360
				* 975 L	97.5			PK 2500	2,500
				* 990 L	99.0			PK 2650	2,650
								PK 2800	2,800
								PK 3000	3,000





# Super VS® Belt (Variable Speed Belt)

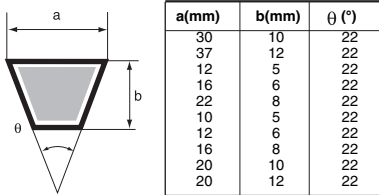
Changes in speed can be accurately, smoothly and quietly transmitted from low to high speed.

High precision and transmission efficiency as well as excellent durability.

Almost no elongation. Excellent oil, heat and lateral pressure resistance.

Specially for high performance and high quality transmission systems.

## Cross-Sectional Diagram

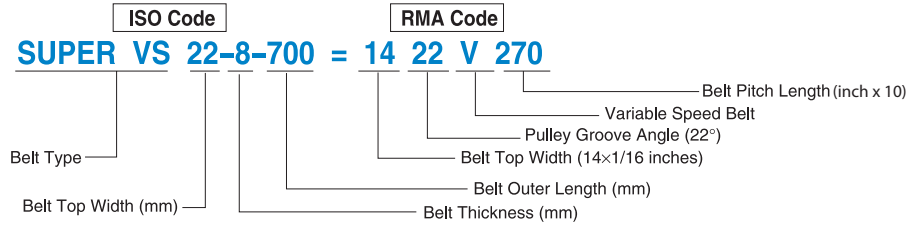


## Product Code

### SUPER VS 16-8-700



### SUPER VS 22-8-700 = 14 22 V 270



## Standard Belt Sizes

ISO Code	RMA Code	ISO Code	RMA Code	ISO Code	RMA Code	ISO Code*1	ISO Code*2	ISO Code*3
30-10-732	1922V277	37-12-855	2322V329	22-8-615	1422V235	10-5-450	16-8-600	20-10-1600
30-10-733	1922V282	37-12-945	2322V364	22-8-625	1422V240	10-5-475	16-8-625	20-10-1650
30-10-773	1922V298	37-12-995	2322V384	22-8-648	1422V250	10-5-500	16-8-650	20-10-1700
30-10-783	1922V302	37-12-1030	2322V396	22-8-700	1422V270	10-5-525	16-8-675	20-10-1750
30-10-813	1922V313	37-12-1090	2322V421	22-8-755	1422V290	10-5-550	16-8-700	20-10-1800
30-10-813	1922V314	37-12-1120	2322V434	22-8-780	1422V300	10-5-575	16-8-725	20-10-1850
30-10-838	1922V321	37-12-1140	2322V441	22-8-855	1422V330	10-5-600	16-8-750	20-10-1900
30-10-863	1922V332	37-12-1190	2322V461	22-8-880	1422V340	10-5-625	16-8-775	20-10-1950
30-10-878	1922V338	37-12-1240	2322V481	22-8-930	1422V360	10-5-650	16-8-800	20-10-2000
30-10-943	1922V363	37-12-1255	2322V486	22-8-1030	1422V400	10-5-675	16-8-825	20-12-750
30-10-988	1922V381	37-12-1345	2322V521	22-8-1085	1422V420	10-5-700	16-8-850	20-12-800
30-10-998	1922V386	37-12-1395	2322V541	22-8-1135	1422V440	10-5-725	16-8-875	20-12-850
30-10-1043	1922V403	37-12-1545	2322V601	22-8-1185	1422V460	10-5-750	16-8-900	20-12-900
30-10-1078	1922V417	37-12-1595	2322V621	22-8-1200	1422V466	12-6-500	16-8-925	20-12-950
30-10-1098	1922V426	37-12-1700	2322V661	22-8-1210	1422V470	12-6-525	16-8-950	20-12-1000
30-10-1143	1922V443	37-12-1750	2322V681	22-8-1235	1422V480	12-6-550	16-8-975	20-12-1050
30-10-1173	1922V454	37-12-1800	2322V701	22-8-1390	1422V540	12-6-575	16-8-1000	20-12-1100
30-10-1188	1922V460	37-12-1850	2322V721	22-8-1540	1422V600	12-6-600	20-10-750	20-12-1150
30-10-1248	1922V484	37-12-2055	2322V801	22-8-1690	1422V660	12-6-625	20-10-800	20-12-1200
30-10-1353	1922V526	37-12-2120	2322V826	22-8-1845	1422V720	12-6-650	20-10-850	20-12-1250
30-10-1398	1922V544	37-12-2170	2322V846	22-8-1995	1422V780	12-6-675	20-10-900	20-12-1300
30-10-1553	1922V604	37-12-2270	2322V886			12-6-700	20-10-950	20-12-1350
30-10-1618	1922V630	37-12-2360	2322V921			12-6-725	20-10-1000	20-12-1400
30-10-1663	1922V646	12-5-451	7.522V173			12-6-750	20-10-1050	20-12-1450
30-10-1708	1922V666	12-5-501	7.522V193			12-6-775	20-10-1100	20-12-1500
30-10-1758	1922V686	12-5-551	7.522V212			12-6-800	20-10-1150	20-12-1550
30-10-1813	1922V706	12-5-571	7.522V220			12-6-825	20-10-1200	20-12-1600
30-10-1848	1922V721	16-6-513	1022V196			12-6-850	20-10-1250	20-12-1650
30-10-1863	1922V726	16-6-548	1022V210			12-6-875	20-10-1300	20-12-1700
30-10-1928	1922V751	16-6-573	1022V220			12-6-900	20-10-1350	20-12-1750
30-10-1938	1922V756	16-6-578	1022V223			12-6-925	20-10-1400	20-12-1800
30-10-2068	1922V806	16-6-628	1022V247			12-6-950	20-10-1450	20-12-1850
30-10-2168	1922V846					12-6-975	20-10-1500	20-12-1900
						12-6-1000	20-10-1550	20-12-1950
								20-12-2000

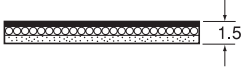
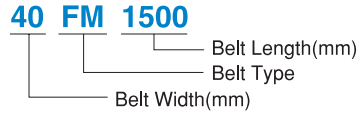

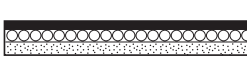
Note 1) \*1, \*2, \*3 are only in ISO Code.  
 Note 2) Please contact us for sizes beyond the standard size.

# FLEXSTAR® Belt

Because of its large power transmission capacity, compact design application and cost reduction are possible.

- Smooth and quiet operation with little vibration. Withstands operation at a maximum speed of 60m/sec.
- Excellent heat resistance, oil resistance and antistatic properties.
- Almost no need for re-tension since the belt doesn't stretch much.

## Dimensions & Product Code

Belt Type	Thickness (mm)	Standard Belt Width (mm)	Product Code
FL		10, 15, 20, 25, 30, 35, 40, 50	<b>Example</b> <b>40 FM 1500</b> 
FM		20, 30, 40, 50, 60, 80, 100	
FH		50, 75, 100, 125, 150, 175, 200	

• In addition, a belt known as FLEG for transportation is also available. Belt thickness of FLEG is 1.3 mm.

## Standard Belt Sizes

Belt Length (mm)	FL	FM	FH	Belt Length (mm)	FL	FM	FH	Belt Length (mm)	FL	FM	FH	Belt Length (mm)	FL	FM	FH
200	○			560	○	○		1000	○	○	○	1800	○	○	○
224	○			600	○	○		1060	○	○	○	1900	○	○	○
250	○			630	○	○		1120	○	○	○	2000	○	○	○
280	○			670	○	○		1180	○	○	○	2240		○	○
315	○			710	○	○		1250	○	○	○	2500		○	○
355	○			750	○	○		1320	○	○	○	2800		○	○
400	○			800	○	○	○	1400	○	○	○	3150		○	○
450	○			850	○	○	○	1500	○	○	○	3550		○	○
500	○	○		900	○	○	○	1600	○	○	○	4000		○	○
530	○	○		950	○	○	○	1700	○	○	○				

## Applications

General Industrial Machinery	Machine Tool	Woodworks Machinery	Textile Machinery	Paper Manufacturing Machinery	Electric Equipment	Other Kinds of Machinery
Various fans Blower Various pumps Compression machine Pulverizer Compressor Mixer Centrifuge Various press Mill	Lathe NC lathe Milling machine Grinder Various polishing machines Slotter Planer Hobbing machine Drilling machine Boring machine Shaver Shirring machine Power press Friction press	Router machine Bandsaw Chipper	Winder Draw texturizing machine Assemble winder Yarn twisting machine Twister Various spinning and weaving machines	Paper machine Rotary paper machine Holding feeder Packing sorting machine Paper tube machine	Generator Computer Power planer Auto dryer	Grinding mill Printing machine Precision equipment Leisure facilities Chemical equipment Automatic vending machine Money changing machine Copier Paper feeder Ticketing machine

# SUPER FLEXSTAR® Belt

SUPER FLEXSTAR® is a high tension flat belt developed for press application for separation of solids and liquids.

- High belt tension.
- Besides press application, it also suits applications like conveyance.

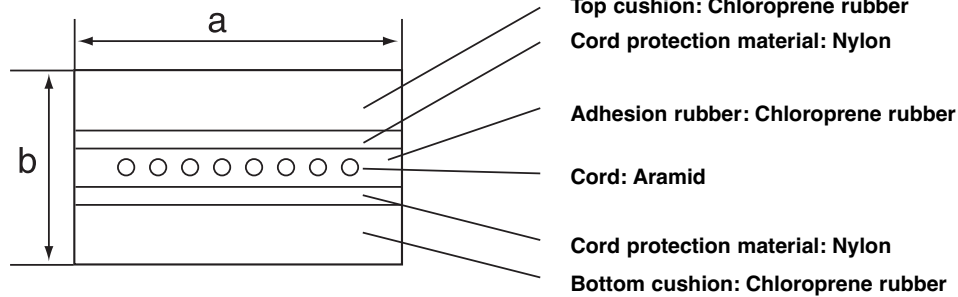
Product Code

(Example)

**50 FW 3150**

50: Belt Width (mm)  
 FW: Belt Type  
 3150: Belt Length (mm)


## Cross-Sectional Diagram



## Belt Types

Belt Type	Application	a Standard Width (mm)	b Belt Thickness (mm)	Standard Size (mm)	Minimum Pulley Diameter (mm)	Belt Edge Finishing	Tensile Strength (kN/cm)
FW	For high pressure	50 (25~400)*	8.4	3150, 4800	300 $\phi$	No rubber ears	12
FY	For high pressure, anti-oil swelling	52	8.4	(2000~4800)*	300 $\phi$	With rubber ears	10

\* ( ) indicates manufacturable range.



# POLYMAX® Belt

This is a wide-angle belt with an angle of approx. 60°.

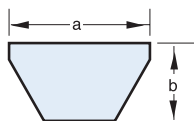
- High-speed power transmission with low vibration.
- Compact design and cost efficient.
- Maintenance-free and stretch resistance.
- Excellent weather resistance.

## Cross-Sectional Sizes & Product Code

### POLYMAX® Belt

Type	3M	5M	7M	11M
	3X2mm	5X3mm	7X5mm	11X7mm

Dimensions (a x b)



Example

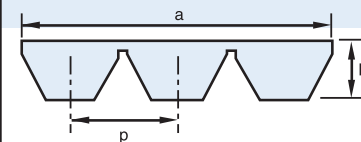
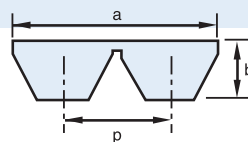
**7M 1000**

Effective Length(mm)  
Belt Type

### Multi-POLYMAX® Belt

No. of Ribs	2			3		
	5M	7M	11M	5M	7M	11M
Belt Type						
a	9.8	15.6	24.4	15.1	24.1	37.6
b	3.5	5.3	7.0	3.5	5.3	7.0
P	5.3	8.5	13.2	5.3	8.5	13.2

Dimensions



Product Code

Example

**3R - 5M 1320**

Effective Length(mm) Belt Type No. of Ribs

## Standard Belt Sizes

\* Indicates availability of Multi-POLYMAX®

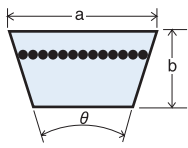
3M		5M		7M		11M	
3M180	3M425	5M280	* 5M 670	* 7M 500	* 7M1180	*11M 710	*11M1700
3M185	3M437	5M290	* 5M 690	* 7M 515	* 7M1220	*11M 730	*11M1750
3M190	3M450	5M300	* 5M 710	* 7M 530	* 7M1250	*11M 750	*11M1800
3M195	3M465	5M307	* 5M 730	* 7M 545	* 7M1280	*11M 775	*11M1850
3M200	3M475	5M315	* 5M 750	* 7M 560	* 7M1320	*11M 800	*11M1900
3M206	3M487	5M325	* 5M 775	* 7M 580	* 7M1360	*11M 825	*11M1950
3M212	3M500	5M335	* 5M 800	* 7M 600	* 7M1400	*11M 850	*11M2000
3M218	3M515	5M345	* 5M 805	* 7M 615	* 7M1450	*11M 875	*11M2060
3M224	3M530	5M355	* 5M 825	* 7M 630	* 7M1500	*11M 900	*11M2120
3M230	3M545	5M365	* 5M 850	* 7M 650	* 7M1550	*11M 925	*11M2180
3M236	3M560	5M375	* 5M 875	* 7M 670	* 7M1600	*11M 950	*11M2240
3M243	3M580	5M387	* 5M 900	* 7M 690	* 7M1650	*11M 975	*11M2300
3M250	3M600	5M400	* 5M 925	* 7M 710	* 7M1700	*11M1000	
3M258	3M615	5M412	* 5M 950	* 7M 730	* 7M1750	*11M1030	
3M265	3M630	5M425	* 5M 975	* 7M 750	* 7M1800	*11M1060	
3M272	3M650	5M437	* 5M1000	* 7M 775	* 7M1850	*11M1090	
3M280	3M670	5M450	* 5M1030	* 7M 800	* 7M1900	*11M1120	
3M290	3M690	5M462	* 5M1060	* 7M 825	* 7M1950	*11M1150	
3M300	3M710	5M475	* 5M1090	* 7M 850	* 7M2000	*11M1180	
3M307	3M730	5M487	* 5M1120	* 7M 875	* 7M2060	*11M1220	
3M315	3M750	* 5M500	* 5M1150	* 7M 900	* 7M2120	*11M1250	
3M325		* 5M515	* 5M1180	* 7M 925	* 7M2180	*11M1280	
3M335		* 5M530	* 5M1220	* 7M 950	* 7M2240	*11M1320	
3M345		* 5M545	* 5M1250	* 7M 975	* 7M2300	*11M1360	
3M355		* 5M560	* 5M1280	* 7M1000		*11M1400	
3M365		* 5M580	* 5M1320	* 7M1030		*11M1450	
3M375		* 5M600	* 5M1360	* 7M1060		*11M1500	
3M387		* 5M615	* 5M1400	* 7M1090		*11M1550	
3M400		* 5M630	* 5M1450	* 7M1120		*11M1600	
3M412		* 5M650	* 5M1500	* 7M1150		*11M1650	
			* 5M1850				

# MB Belt® (Polyurethane V-Belt)

A small transparent belt for light-duty power transmission.

- With its high flexibility, it can be used with a small diameter pulley.
- Excellent abrasion resistance and thus clean operation.
- Small slippage operation.
- Excellent oil resistance.

## Cross-Sectional Dimensions & Product Code

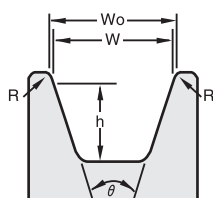
Belt Type	Single Cog	Product Code
Belt Shape	MB	<b>Example</b>
Top Width a (mm)	6.0	
Height b (mm)	4.0	
Angle $\theta$ (°)	40	
Dimensions (a x b)		<b>MB-360</b> Belt Length (Outer Circumference in mm) Belt Type

## Standard Belt Sizes

Belt Shape	MB			
Belt Type	Single Cog			
a x b (mm)	6.0 x 4.0			
Belt Length	250	340	400	500
	260	345	410	510
	270	350	420	520
	280	360	430	530
	290	365	440	540
	300	370	450	550
	310	380	460	560
	315	385	470	640
	320	390	480	760
	330	395	490	

## Form & Dimensions of Pulley Grooves

Belt / Pulley Diameter	MB				Wo Reference (min)
	Belt Height 4.0mm				
	Min. Width (W)	Min. Height (h)	$\theta$	R	
16-30mm	5.4	4.5	36°	0.8	5.6
30mm and above	5.4	4.5	38°	0.8	5.6



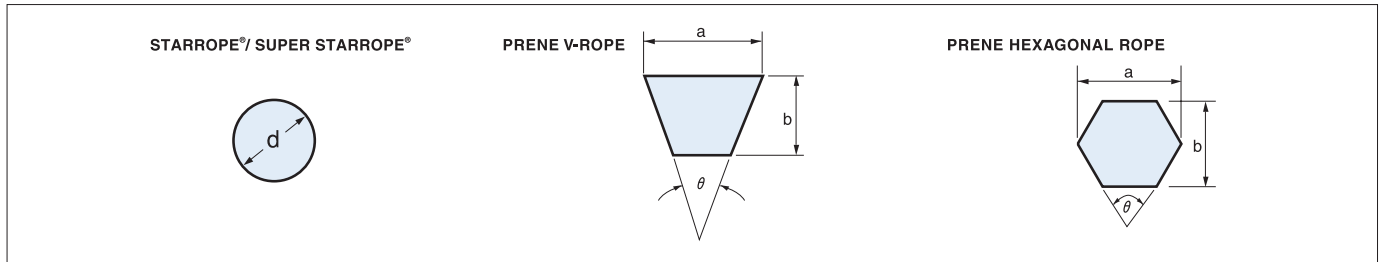

## Minimum Pulley Diameter

Belt Type	Single Cog	Double Cog
Minimum Pulley Diameter (mm)	18	16

# STARROPE®/SUPER STARROPE®/ PRENE V-ROPE/ PRENE HEXAGONAL-ROPE

This is an open-end polyurethane belt.

- It is easily applicable in complex power transmission systems such as multiaxial and divertible power transmission.
- Thermal weld: Endless belt length possible.
- Excellent abrasion and oil resistance.



## STARROPE®/SUPER STARROPE® Dimensions

Belt Code	2 φ	3 φ	4 φ	5 φ	6 φ	7 φ	8 φ	9 φ	10 φ	12 φ	15 φ
d (mm)	2	3	4	5	6	7	8	9	10	12	15
Length of 1 Roll (m)	200	200	200	200	100	100	100	100	100	50	50

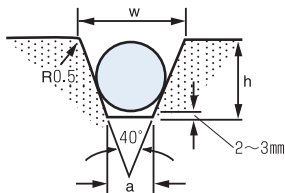
## PRENE V-ROPE Cross-Sectional Dimensions

Dimensions	Belt Type	M	A	B
a (mm)		10.0	12.5	16.5
b (mm)		5.5	8.5	10.5
θ (°)		40	40	40
Length of 1 Roll (m)		100	50	50

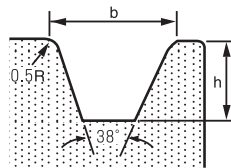
## PRENE HEXAGONAL-ROPE Cross-Sectional Dimensions

Dimensions	Belt Type	AA	BB
a (mm)		12.5	16.5
b (mm)		10.0	12.5
θ (°)		40	40
Length of 1 Roll (m)		50	50

## Pulley for STARROPE®/SUPER STARROPE®



## Pulley for PRENE V-ROPE/PRENE HEXAGONAL-ROPE



Dimensions	Belt Type	PRENE V-ROPE			PRENE HEXAGONAL-ROPE	
		M	A	B	AA	BB
b (mm)		9.7	12.3	16.3	12.3	16.3
h (mm)		9.0	12.5	15.0	12.5	15.0

• Dimensions of V pulley are specified by JIS-B1854.

## Pulley Dimensions for STARROPE®/SUPER STARROPE®

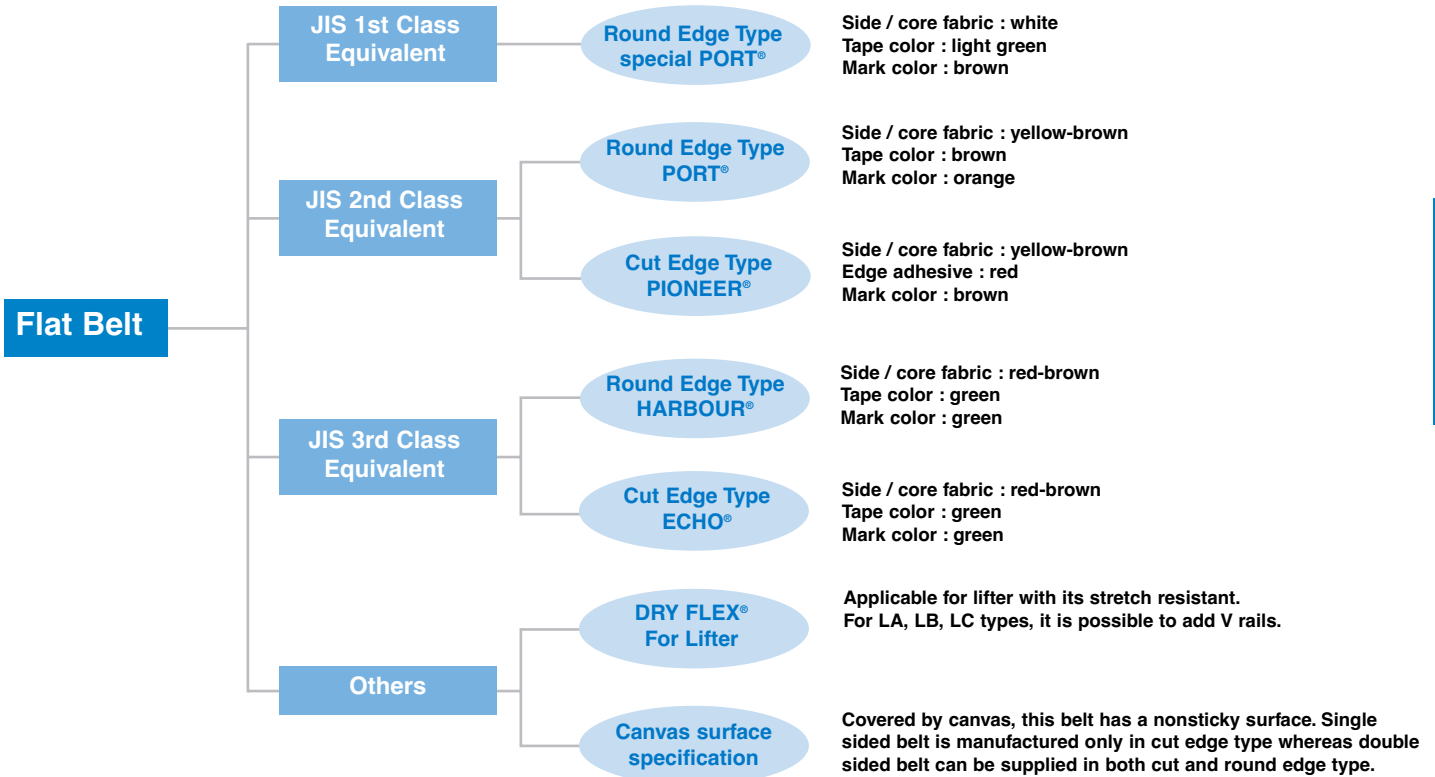
Dimensions	Belt Code	2 φ	3 φ	4 φ	5 φ	6 φ	7 φ	8 φ	9 φ	10 φ	12 φ	15 φ
a (mm)		0.6	0.6	0.6	1.3	2.0	2.7	3.4	4.1	4.8	6.2	8.3
W (mm)		2.9	4.3	5.7	7.1	8.6	10.0	11.4	12.9	14.3	17.1	21.4
h (mm)		3.0	5.0	7.0	8.0	9.0	10.0	11.0	12.0	13.0	15.0	18.0

# Flat Belt

This is a high-quality flat belt made from premium fabric and synthetic rubber. There is very little belt shrinkage. Excellent flex resistance. Heat, water and oil resistance.

- For textile and agricultural machines.

## Product Lineup



## Standard Sizes for Round Edge Products

Belt Width	No. of Plies	2P	3P	4P	5P	6P	7P	8P
20mm								
25mm			H · P					
30mm			H · P					
38mm			H · P	H				
50mm			H · P	H · P				
63mm			H · P	H · P				
75mm		H · P	H · P	H · P				
90mm		H · P	H	H · P				
100mm		H · P	H	H · P	P			
125mm		H · P	H	H	H · P			
150mm		H	H	H	P	H · P		
175mm		H	H			P		
200mm		H	H				P	P
250mm		H	H				P	P
300mm		H	H					P
350mm			H					
400mm								
500mm								
600mm								

• H: HARBOUR® P: PORT®  
 • Made-to-order for cut edge type (PIONEER®, ECHO®), DRY FLEX® and Canvas surface types.  
 • A lot for made-to-order items is 100m.



# FLEXSTAR® Belt J

FLEXSTAR® Belt J is a thin, flexible and seamless high-precision flat belt, developed specially for conveyance of tickets, plastic cards, paper money, coins and so on.

- Good running stability
- Reliable conveyance
- Excellent abrasion resistance and adaptability
- Maintenance-free

## Product Code

(Example)

**10 - JLB - 500 - 1.0**

Belt Width (mm)      Belt Type      Belt Length (mm)      Belt Thickness (mm)

## Product Lineup

Model	Application	Belt Type	Min. Belt Width (mm)	Belt Thickness (mm)	Belt Length Range (mm)	Tension member Material	Fabric Material	Rubber Material	Surface Condition		Stable Shaft Load/ 10mm width		Min. Pulley Diameter (mm)	Force/ 10mm Width (N)	Elongation at Tearing Point (%)
									Outer	Inner	Belt Thickness (mm)				
<b>Ultra High Modulus Model</b>	Light-duty power transmission in applications where belt elongation needs to be controlled	J8GA	3	0.65	100~800	Glass	Nylon fabric	CR	Polished	Fabric	0.85	80N/0.1% elongation	10	1500	—
		J8GE	3	0.65	100~800	Glass	Nylon fabric	EPDM base	Polished	Fabric	0.85	80N/0.1% elongation	10	1500	—
	Ceramic resistor, chip pulverization	J8GC1	3	0.70	300~1800	Glass	Nylon fabric	H-NBR	Fabric	Fabric	0.70	80N/0.1% elongation	10	1500	—
		J8GC2	3	0.62	300~1800	Glass	Nylon fabric	H-NBR	Fabric	Fabric	0.62	80N/0.1% elongation	10	1500	—
<b>High Modulus Model</b>	Light -duty power transmission ex) ticket/paper conveyance (for train station service etc)	J8H	3	0.65~2.0	100~2800	Polyester	Nylon woven fabric	H-NBR	Polished	Metallic	1.00	80N/0.1% elongation	10	500	10
		J8HB	3	0.65~2.0	100~2800	Polyester	Nylon/ polyester woven fabric	H-NBR	Woven fabric	Polished	1.00	80N/0.1% elongation	10	500	10
		J6H	6	0.65~2.0	100~2800	Polyester	Nylon woven fabric	H-NBR	Polished	Metallic	1.00	60N/0.1% elongation	10	400	10
		J6HB	6	0.65~2.0	100~2800	Polyester	Nylon/ polyester woven fabric	H-NBR	Woven fabric	Polished	1.00	60N/0.1% elongation	10	400	10
		J3H	8	0.65~2.0	100~2800	Polyester	Nylon woven fabric	H-NBR	Polished	Metallic	1.00	30N/0.1% elongation	10	200	10
		J3HB	8	0.65~2.0	100~2800	Polyester	Nylon/ polyester woven fabric	H-NBR	Woven fabric	Polished	1.00	30N/0.1% elongation	10	200	10
<b>Low Modulus Model</b>	Multi-axial layout with fixed center distance ex) Ticket/paper conveyance (ATM machine, ticket machine)	JL	5	0.65~1.0	60~1300	—	Endless, Nylon, woven fabric	H-NBR	Polished	Metallic	1.00	8N/0.8% elongation	8	200	400
											0.80	7N/8% elongation	8	160	400
											0.65	6N/8% elongation	8	130	400
		JL3	8	0.65~1.0	60~800	—	Endless, Nylon, woven fabric	H-NBR	Polished	Metallic	1.00	23N/8% elongation	8	185	200
											0.80	18.5N/8% elongation	8	148	200
											0.65	15N/8% elongation	8	120	200
		JLB	5	0.65~1.0	60~1300	—	Endless, polyester, woven fabric	H-NBR	Woven fabric	Polished	1.00	8N/8% elongation	8	200	400
											0.80	7N/8% elongation	8	160	400
											0.65	6N/10% elongation	8	130	400
		JLU5	8	0.65~1.0	80~800	—	Endless, polyester, woven fabric	Millable urethane	Woven fabric	Polished	1.00	12.3N/5% elongation	8	108	120
											0.80	9.8N/5% elongation	8	86	12
											0.65	8N/5% elongation	8	70	120
<b>All Rubber Model</b>	Multi-axial layout with fixed center distance Light conveyance in applications where width warpage needs to be controlled ex) Ticket/paper conveyance (ATM machine, ticket machine)	JN	4	1.0	60~1300	—	—	H-NBR	Polished	Metallic	1.00	8N/8% elongation	8	200	400
				0.8							0.80	7N/8% elongation	8	160	400
		J2N	4	1.0	60~1300	—	—	H-NBR	Polished	Metallic	1.00	10N/8% elongation	8	200	400
				0.8							0.80	8N/8% elongation	8	160	400
		JU	5	0.65	60~800	—	—	Millable urethane	Polished	Metallic	0.65	7N/5% elongation	8	130	300

Values in the above table are central values, not standard values.

II Frictional Forced Power Transmission Belt



# III Direct Connected Power Transmission

---

**Chemi-Chan®**

**(High Performance Miniature Coupling).....P. 56**

**HYPERFLEX® Coupling.....P. 57**

# IV Troubleshooting for Power Transmission Products.....P. 58 & 59

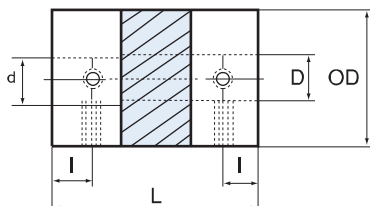




# “Chemi-Chan®” (High Performance Miniature Coupling)

“Chemi-Chan®”, high-performance miniature coupling, launched on the market for high precision rotary transmission.

- Excellent vibration absorption
- Quiet operation
- Accurate positioning and transmission of rotating power
- High durability which withstands harsh start and stop of power shaft.



Coupling Product Code (Example) **HAS - 22 - 8x6 - C(or F)**

Coupling Code: HAS  
Coupling Outer Diameter (ø22)  
Duplex Shaft Diameter (large diameter x small diameter): 8x6  
C: Clamp Type  
F: With Flange (opaque ring)

## Standard Sizes

Item		Product Name	HAS-19	HAS-22	HAS-30	HAS-34
Specifications	Rated Torque	Ts N·cm {kgf·cm}	98 {10}	196 {20}	392 {40}	588 {60}
	Torsional Rigidity	N·cm/rad {kgf·cm/rad}	4.9×10 <sup>2</sup> {0.5×10 <sup>2</sup> }	32.36×10 <sup>2</sup> {3.3×10 <sup>2</sup> }	79.43×10 <sup>2</sup> {8.1×10 <sup>2</sup> }	138.27×10 <sup>2</sup> {14.1×10 <sup>2</sup> }
	Allowed Misalignment	De-Centering (mm) Deviation Angle (degree)	0.1 0.2	0.1 0.2	0.1 0.2	0.1 0.2
	Inertial Moment	N·cm <sup>2</sup> {gf·cm <sup>2</sup> }	0.073 {7.4}	0.17 {17.3}	0.919 {93.7}	1.157 {118}
	Maximum Revolution Speed	rpm	20000	20000	15000	12000
	Temperature Range	°C	5~60	5~60	5~60	5~60
Dimensions	Outer Diameter	OD mm	φ 19	φ 22	φ 30	φ 34
	Standard Duplex Shaft Diameter	large diameter D x small diameter d mm	φ 5 × φ 5	φ 6 × φ 6	φ 14 × φ 8	φ 14 × φ 8
	Shaft Diameter Finishing	H7	φ 8 × φ 5	φ 8 × φ 6	φ 14 × φ 10	φ 14 × φ 10
	Total Length	L mm	27.4	35.0	49.0	40.0
	Tap Position	I mm	3.60	5.50	9.00	6.75
	Tap Size		M4×0.7	M5×0.8	M5×0.8	M5×0.8
	Product Mass	gf	15	26	77	77


(Note 1) Peak maximum torque should be twice less than rated torque.

(Note 2) Currently, we use a screw method to mount it onto the shaft.

(Note 3) We use a mass of coupling with a drilled hole as a standard product mass.

## Applications

- Servo stepping motor equipment, encoder, tachometer generator, synchronic motor, etc
- Precision X-Y table, IC bonder
- Copier, controller, medical equipment, communication equipment



# HYPERFLEX® Coupling (MT-MH)

Two types are available –MT type and MH type

MT type is a compression stress type, which is compact design with large transmission torque.

MH type is a model using shearing stress of elastic rubber.

- MT Type
- Applicable for all kinds of applications.
  - Compact size with large transmission torque.
  - Easy-to-install and maintenance-free
  - The polyurethane elastic body, which features excellent oil and abrasion resistance.
- MH Type
- High flexibility and excellent shock absorption
  - Applicable as a torque limiter

Coupling Product Code (Example)

**MT - G - 85**

Type  
Elastic Body: Rubber  
Size

## Standard Sizes for MT Type

Product Code	Regular Maximum Torque (N.m)		Maximum Revolution Speed (rpm)	Outer Diameter (mm)	Total Length (mm)
	Rubber (G)	Polyurethane(U)			
MT- 50	5.88	7.85	6,000	50	58
MT- 60	9.81	14.7	6,000	60	72
MT- 70	15.7	24.5	6,000	70	75
MT- 85	34.3	49.0	5,500	85	101
MT-100	53.9	78.5	5,500	100	115
MT-125	118	196	4,400	125	147
MT-140	157	245	4,200	140	160
MT-170	314	441	3,800	170	176
MT-185	441	588	3,800	185	193
MT-200	637	883	3,600	200	217
MT-225	980	1370	3,600	225	238

- Use MT type coupling when there is torque variation, forward reverse operation, shock, etc.

## Standard Sizes for MH Type

Product Code	Regular Maximum Torque (N.m)		Maximum Revolution Speed (rpm)	Outer Diameter (mm)	Total Length (mm)
	Standard	Super※1			
MH- 45	0.98	1.96	6,000	45	49
MH- 55	1.96	3.92	6,000	55	57
MH- 65	3.92	6.86	6,000	65	63
MH- 80	8.83	15.7	5,500	80	73
MH- 90	10.8	36.3	5,000	90	83
MH-115	29.4	78.5	4,600	115	113
MH-130	37.3	118.0	4,400	130	123
MH-145	58.8	196.0	4,200	145	133
MH-175	147.0	422.0	3,800	175	163
MH-200	245.0	637.0	3,600	200	223

※1: MH Super type is the one with reinforcement iron core.

- Use MT type coupling when there is torque variation, forward reverse operation, shock, etc.

## Applications

- Various pumps
- Fan
- Blower
- Compression machine
- Compressor
- Reducer
- Speed changer
- Mixer
- Generator
- Machine tools
- Chemical equipment
- Woodworks machine
- Textile machine
- Papermaking machine
- Conveyor system
- Injection molding system
- Construction machine
- Car wash machine

# IV Troubleshooting for Power

Failure during machinery operation is a serious matter. To resolve belt failure, determine cause of failure before replacing with a new belt. This will maximize the capability of the belt and extend its life.

The following is an introduction to belt failure main causes.

Please check the items in this table when failure occurs.

## 1. For Timing Belt

Occurrence	Cause	Measure
Abnormal side wear	● Poor alignment	Adjust the alignment
	● Base not adequately fixed	Strengthen the base fixture
	● Bending of the pulley flange	Correct flange bending
Abnormal wear at tooth surface where pressure is being exerted	● Overload	Amend the design and use better grade
	● Overstretched belt	Adjust the initial tension of the belt
Abnormal wear at contact point of pulley area	● Overstretched belt	Adjust the initial tension of the belt
	● Defective pulley tooth form	Replace using special attention on the R of the pulley tooth end
Tooth damage	● Pulley diameter too small	Change the system design
	● 6 teeth or less for T.I.M	Increase T.I.M or change the system design
	● Exertion of shock load	Ensure that shock is not exerted on the belt or increase the belt width
Breaking of tensile body	● Overload	Change the system design
	● Drop in elasticity or corrosion of tensile body	Check the storage condition and transport condition of the belt
	● Exertion of shock load	Ensure that shock is not exerted on the belt or increase the belt width
Crack at the back side	● Usage under -22°F (-30°C)	Raise the surrounding temperature
	● Pulley diameter too small	Use a bigger diameter pulley
Thermal ageing of rubber/polyurethane	● Temperature of 176°F (80°C) and above at the rubber and polyurethane	Reduce the surrounding temperature
Swelling of the rubber	● Oil contamination	Use polyurethane or oil resistant rubber belt
Abnormal wear at pulley tooth	● Overload	Change the system design
	● Overstretched belt	Adjust the initial tension of the belt
	● Unsuitable pulley material (too soft)	Add surface treatment or change the material of pulley
Wear at pulley edge	● Pulley life	Change to a new pulley
	● Overstretched belt	Change to new pulley and belt while loosening the tension
	(Tensile body can be seen underneath the belt)	
Abnormal operation sounds	● Poor alignment	Adjust the alignment
	● Overstretched belt	Adjust the initial tension of the belt
	● Overload	Change the system design
	● Pulley diameter too small	Change the system design
	● Defective pulley tooth form	Ensure that pulley tooth is accordance to standard dimensions
Belt looks elongated	● Short inter-shaft distance	Adjust to the correct inter-shaft distance
	● Loosening of the base	Strengthen the base fixture

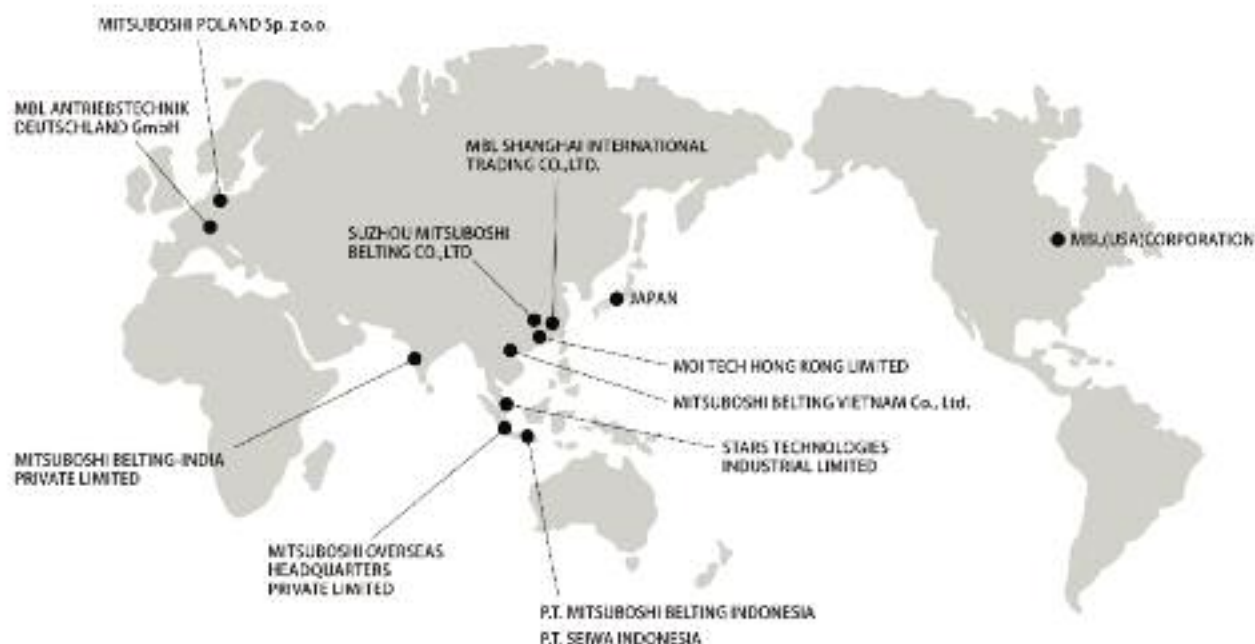


# Transmission Products

## 2. For V-Belt

Occurrence	Cause	Measure
Slippage	● Loose belt tension	Apply appropriate tension
	● Overload	Increase belt width or increase the number of belts in use.
	● Minimum contact angle	Widen belt width or install an idler pulley of the appropriate diameter
	● Oil or water contamination	Completely remove the oil and water and prevent further contamination by placing the belt cover
Early failure	● Load variation/ large shock	While there are design elements to be altered, the specified type and number of belts should be installed (Depending on the application, please upgrade the belt specification by 1 level)
	● Use of the belt above its transmission capacity	
	● Belts not mounted according to the specified number of belts	
	● Not using the specified belt type	Take counter-measure on heat dissipation or change the system design - alter the pulley diameter, revolution speed, bending angle
	● High heat generated and large flex fatigue (overly small pulley diameter/ bending angle and high revolution speed)	
● Tension loss and slippage	Apply appropriate tension	
Crack	● Tension loss and slippage	Apply appropriate tension
	● Use under high temperature	Take counter-measure on heat dissipation
	● Continuous sudden stoppage and start-up	Change the system design
	● Oil contamination	Fix oil leak and prevent oil contamination
	● Pulley diameter too small	Change the system design
	● Too strong reverse bending due to backside tension	
	● Direct exposure to sunlight	Install belt cover
Base crack	● Tension pulley diameter too small	Use a larger diameter tension pulley
	● Small bending angle	Decrease the bending angle
	● Loose tension and occurrence of slippage	Apply appropriate tension
Wear	● Rusty pulley groove or rough finishing of pulley groove surface	Perform uniform finishing on the pulley groove surface (Standard 12S to 6S)
	● Tension loss and slippage	Apply appropriate tension
	● Inappropriate pulley installation angle	Change alignment to 1/3° and below or replace the pulley
	● Defective pulley form	
	● Inappropriate pulley groove angle	
● Damage on pulley groove		
Excessive vibration	● Resonance due to unstable fixture of machine body	Secure the fixtures
	● Weak belt tension	Change inter-shaft distance
	● Belt lengths not uniform	Use matched set
Peeling	● Belt used beyond its transmission capacity	Mount belts with the right specification, type, number
	● Usage under deformed condition	Change the system design
	● Usage method resulted in large flex fatigue	
Noise problem	● Sudden stop and start during usage	Consider changing the system design for smooth operation
	● Belt tension too loose	Apply appropriate tension
	● Overload	Increase belt width or increase the number of belt in use.
	● Wrong belt type	Select belt type, specification that matches the operating conditions
Overturning of belt	● Inappropriate pulley groove angle, installation angle	Change alignment to 1/3° and below
	● Pulley groove damage or sticking of belt due to roughly finished surface	Replace the pulley
	● Wear at pulley groove	
	● Belt lengths not uniform during multiple usage	Use matched set

A series of horizontal dashed lines for writing.



## ■ JAPAN

### ● MITSUBOSHI BELTING LTD.

(Kobe Head Office)  
4-1-21 Hamazoe-dori, Nagata-ku,  
Kobe 653-0024  
Tel: +81-78-671-5071 Fax: +81-78-671-8870

(Tokyo Head Office)  
Nihonbashi Plaza Bldg.10F  
2-3-4 Nihonbashi, Chuo-ku,  
Tokyo 103-0027  
Tel: +81-3-5202-2500 Fax: +81-3-5202-2520

## ■ ASIA

### ● MITSUBOSHI OVERSEAS HEADQUARTERS PRIVATE LIMITED

14 Jurong Port Road, Singapore 619091  
Tel: +65-6265-3933 Fax: +65-6265-0954  
E-mail: sales@mitsuboshi.com.sg

### ● STARS TECHNOLOGIES INDUSTRIAL LIMITED

Eastern Seaboard Industrial Estate 64/40 Moo 4,  
Tambon Plaekdaeng Amphur Plaekdaeng, Rayong 21140  
THAILAND  
TEL: +66-38-954-738 FAX: +66-38-954-740

### ● P.T. SEIWA INDONESIA

Blok M-2-2, Kawasan Benkat MM2100  
Industrial Town, Cibitung, Bekasi Jawa Barat 17520, Indonesia  
Tel: +62-21-898-0324 Fax: +62-21-898-0326

### ● P.T. MITSUBOSHI BELTING INDONESIA

Km. 8 Raya Serang  
JN. Industri Raya Blok D No. 4  
Desa Pasir Jaya, Jatluwang Tangerang, Indonesia  
Tel: +62-21-593-07118 Fax: +62-21-590-2071

### ● MBL SHANGHAI INTERNATIONAL TRADING CO.,LTD.

F8, NO.601 Tianshan Road, Shanghai, China  
Tel: +86-21-5206-7008 Fax: +86-21-5206-7011

### ● SUZHOU MITSUBOSHI BELTING CO.,LTD

277 Liangang Road Suzhou New District Jiangsu, China  
Tel: +86-512-6665-8890 Fax: +86-512-6665-8896

### ● MOI TECH HONG KONG LIMITED

Unit 2, 21F, CCT Telecom Building, No.11 Wo Shing Street, Shatin,  
New Territories, Hong Kong.  
Tel: +852-2403-5978 Fax: +852-2422-8306

### ● MITSUBOSHI BELTING-INDIA PRIVATE LIMITED

W-191F, TTC Industrial Area, MIDC, Thane-Belapur Road,  
Navi Mumbai 400710, Maharashtra, India  
Tel: +91-022-27788431 Fax: +91-022-27788439  
E-mail: customercare@mitsuboshi.co.in

### ● MITSUBOSHI BELTING VIETNAM Co., Ltd.

Room No.19, 2nd Floor, Newlife Building  
No.8 Nguyen Thi Thap St., Trung Hoa Ward,  
Cau Giay Dist., Hanoi, VIETNAM  
Tel: +84-4-3791-5142 Fax: +84-4-3791-6203

## ■ AMERICA

### ● MBL(USA) CORPORATION

601 Dayton Road, Ottawa IL 61350-9535 USA  
Tel: +1-815-434-1282 Fax: +1-815-434-2897  
E-mail: sales@mbllusa.com  
URL: <http://www.mblusa.com>

## ■ EUROPE

### ● MBL ANTRIEBSTECHNIK DEUTSCHLAND GmbH

Bussardweg 10, D-41468 Neuss, Germany  
Tel: +49-2131-740940 Fax: +49-2131-7409424  
E-mail: info@mitsuboshi.de

### ● MITSUBOSHI POLAND Sp. z o.o.

Budynek B8 ul. 3-go Maja 6. 05-000 Pruszkow, Poland  
Tel: +48-22-7383930 Fax: +48-22-7383939



**MITSUBOSHI BELTING LTD. GROUP**  
**MBL (USA) CORPORATION**

**601 Dayton Road, Ottawa, IL 61350**

**Phone:** (815) 434-1282 • **Toll Free Call:** 1-877-625-7832 or  
1-877-MBL-PTDB (Power Transmission Drive Belt)

**Fax:** (815) 434-2897 • **Toll Free Fax:** 1-800-782-7625 or 1-800-STARMBL

**[www.mblusa.com](http://www.mblusa.com)**

The information contained herein is for informational purposes only, and does not enlarge, amend or imply any warranty other than provided by the manufacturer with the product. Any use of the product not in conformance with the manufacturer's instruction may be dangerous.