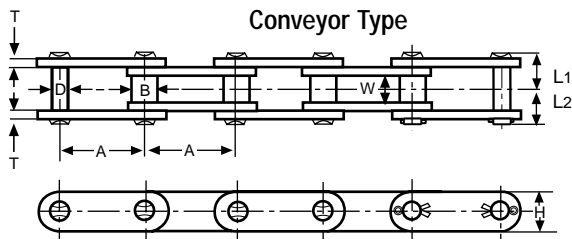


**QUICK
REFERENCE
GUIDE**

- Solid Bushings ➤ Solid Rollers ➤ High Grade Alloy Steel
- Delrin Rollers Available ➤ Attachments Available

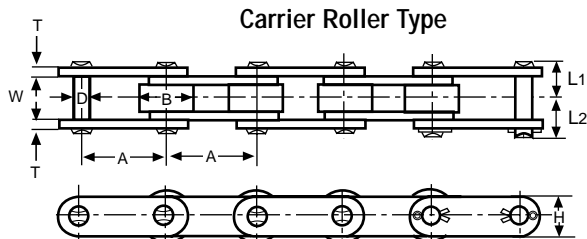
HKK Double-Pitch roller chain is similar to HKK standard roller chain, except the pitch is twice that of standard roller chain. These chains weigh less and are lower in cost than standard roller chain of the same strength. They are ideal for slow and moderate speed applications, particularly when shaft centers are relatively long.

There are two types of double-pitch chains. Transmission type has figure-eight shaped link plates. Conveyor type has straight edged link plates. Conveyor type chains are available with standard rollers or with oversized carrier rollers. Conveyor series chains with 1.5" pitch and larger are constructed with heavy series side plates. HKK Double-Pitch chains are manufactured to the highest standards, and with solid bushings and solid rollers.



Conveyor Type

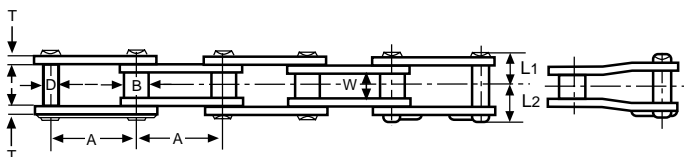
Connecting Link
(Cottered)



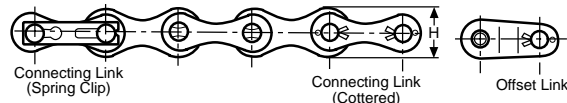
Connecting Link
(Cottered)

HKK Chain No.	Pitch	Roller		Pin Dia.	Plate		Overall Width		Maximum Allowable Load (lbs)	Average Ultimate Strength (lbs)	Average Weight Per Foot (lbs)	
		Dia.	Width		Height	Thickness	L1	L2			Riveted	Cottered
	A	B	W	D	H	T	L1	L2				
STANDARD ROLLER TYPE												
HKK C 2040	1	0.312	5/16	0.156	0.450	0.060	0.323	0.378	600	4,300	0.32	-
HKK C 2050	1-1/4	0.400	3/8	0.200	0.591	0.080	0.400	0.467	1,000	7,200	0.55	-
HKK C 2060H	1-1/2	0.469	1/2	0.234	0.670	0.125	0.565	0.657	1,400	10,000	0.93	-
HKK C 2080H	2	0.625	5/8	0.312	0.890	0.156	0.699	0.829	2,400	18,000	1.56	1.57
HKK C 2100H	2-1/2	0.750	3/4	0.375	1.126	0.187	0.831	0.969	3,900	26,200	2.33	2.35
HKK C 2120H	3	0.875	1	0.437	1.374	0.218	1.036	1.208	5,400	37,800	3.37	3.39
HKK C 2160H	4	1.125	1-1/4	0.562	1.874	0.281	1.333	1.537	9,200	62,200	5.34	5.36
CARRIER ROLLER TYPE												
HKK C 2042	1	0.625	5/16	0.156	0.450	0.060	0.323	0.378	600	4,300	0.55	-
HKK C 2052	1-1/4	0.750	3/8	0.200	0.591	0.080	0.400	0.467	1,000	7,200	0.85	-
HKK C 2062H	1-1/2	0.875	1/2	0.234	0.670	0.125	0.565	0.657	1,400	10,000	1.40	-
HKK C 2082H	2	1.125	5/8	0.312	0.890	0.156	0.699	0.829	2,400	18,000	2.27	2.29
HKK C 2102H	2-1/2	1.562	3/4	0.375	1.126	0.187	0.831	0.969	3,900	26,200	3.78	3.80
HKK C 2122H	3	1.750	1	0.437	1.374	0.218	1.036	1.208	5,400	37,800	5.34	5.36
HKK C 2162H	4	2.250	1-1/4	0.562	1.874	0.281	1.333	1.537	9,200	62,200	8.46	8.48

Dimensions in inches & pounds



Transmission Type



HKK Chain No.	Pitch	Roller		Pin Dia.	Plate		Overall Width		Average Ultimate Strength (lbs)	Avg. Weight Per Foot (lbs)
		Dia.	Width		Height	Thickness	L1	L2		
	A	B	W	D	H	T	L1	L2	Riveted	
HKK A 2040	1	0.312	5/16	0.156	0.450	0.060	0.323	0.378	4,300	0.29
HKK A 2050	1-1/4	0.400	3/8	0.200	0.571	0.080	0.400	0.407	7,200	0.49
HKK A 2060	1-1/2	0.469	1/2	0.234	0.670	0.094	0.500	0.583	9,600	0.69
HKK A 2080	2	0.625	5/8	0.312	0.890	0.125	0.628	0.750	16,800	1.15

Dimensions in inches & pounds